


Patchword

January 2018



Northwest Quilters, Inc. • PO Box 82158 Portland OR 97282 • 503-222-1991



A MESSAGE FROM THE PRESIDENT

I want to take this time to thank every one that contributed to the Toy & Joy project. This year we sent off 1603 small quilts, making lots of little ones happy. That's what it's all about. January is a new begging, and let's try some thing new. I for one am trying to finish all my self appointed goals. I'm almost there. I have been working on my son's great-grandmother's quilt. It has been a labor of pure love. It is made up of old clothing, the way they did back then, in the "Log Cabin" pattern.

It has begun to rot away in many places. It has taken me two years to hand replace many pieces. It will be done by Christmas this year! I can't wait to see his face. Then it will be time to start something new, maybe a piece for the up coming quilt show. If you are like me, you look at January as a month to kick back and relax a bit. I have many half finished projects waiting to be done. Take some time to have a cup of tea, look out the window and maybe think about your next project. Thanks

to every one that helped with the guild last year, and see you all soon.

Members, are you interested in ordering quilt show pins? I'm getting ready to order and need your feedback.

Thanks for listening,
Kathy Anderson,
President Northwest Quilters
ha-ka@msn.com


January 8th Program: Lynn Czaban

Please join us to hear Lynn Czaban, our speaker for the January 8th meeting. Lynn is an award winning quilter who has focused on pictorial or portrait quilts. You may have seen her quilt Raven Blanket based on a photograph

by Edward Curtis; or Hard Times, the iconic photograph of the Migrant Mother by Dorothea Lange; or Vermeer Meets Fassett, the quilt of the Girl With The Pearl Earring made with Kaffe Fassett fabrics. Lynn is an active quilter

with Clark County Quilters and is their featured quilter for their annual show April, 2018.

Lori Friedman
Program/Workshop Chair



COMFORTING QUILTS

Dean Johnston from the Toy & Joy program and firefighters from station 20 were at the December meeting to pick up the last of the doll and infant quilts for this year. We know the quilts will help make the holidays brighter for 1,603 low income children.

We greatly appreciate the wonderful response of the members at the December meeting who heard the announcement that there were no crib or twin quilts in our closet. Twenty-seven kits were taken, including fourteen crib kits. Thank you so much.

A special T shirt, with the saying KNOTTY AND NICE, was given on December 12th to a special person as a thank you from the Comforting Quilts Committee. Harold Hague, husband of member Jill Hague, began tying quilts in October 2016. Jill did not start keeping track until January 2017. Since then, Harold has tied 285 quilts! He ties all of the small quilts and

some of the large size also. He has made an extraordinary contribution to the CQ program. It can be a challenge to keep him supplied with enough ready to be tied small quilts.

We still do need help finishing the larger quilts. If anyone is willing to tie twin and bunk quilts at workday or Tuesday mornings at the Mill End Store, please contact the CQ Committee. Tying is very easy and we will be very happy to train you.

A card was received from Nursing Home Ministries stating "We love your quilts!! Our chaplains delight in coming to our office and choosing lap robes for 'their' care facility residents. One of the chaplains said recently 'some of "my" people at the care center have no one and receive nothing, so your gifts to us are making a big difference to some very special people.' The work you do is beautiful and amazing, and we are so pleased to be able to pass it along to others."


Twenty-six people attended the December workday. The next workday will be held on January 4th. Pack a lunch and join us. Without your help Northwest Quilters could not make the significant contribution to our community that we consistently do.



COMFORTING QUILT WORKDAYS

January 3, 2018
February 7, 2018
March 7, 2018
April 4, 2018

May 9, 2018
June 6, 2018
July 11, 2018
***date changed
due to 4th of July
August 8, 2018



CHALLENGE QUILT - 2018

*Challenge Quilt Theme....
will be revealed at the January Meeting!*

A special guest will be announcing the theme for the 2018 Challenge Quilt Project. It will be an exciting evening, so be sure to be there to see who will be visiting and to get your Challenge Quilt Project packet. Bribes have been offered, but NO ONE knows what the challenge will be for this year. Come to the meeting and find out!



INTRODUCING NEW MEMBER - Helen Clark

Please welcome back our returning member Helen Clark. Helen was active in the guild during the 70s and 80s, and even published the newsletter for five years. Back then, it was a paper mailing to 350 people: lots of typing, trips to the printers, and labeling sessions at her house. Life changes, with moving involved, took her away from us, but now she's back. She lives in Mulino, with her partner, Michael, and until this year, they had horses. Now they ride recumbent bicycles – less likely to fall off!

She has been quilting since 1976, and was first attracted to it when she was little, and her mother made a quilt. She most enjoys making baby quilts, and least enjoys long-arm quilting. Her current project is a Hawaiian quilt that she started in the early 1980s. (We feel her pain). Her favorite new quilting tool is the little binder clips



that have recently appeared in the stores.

She is happy to be meeting other quilters to share ideas, and is delighted with the charity quilting that the guild does. But don't look for her at Comforting Quilts yet. In January, she and Michael are off to Arizona for several square dance festivals! And yes, she has a closet full of those cool dresses with all the crinoline skirts. While in Arizona, she and Michael will be working together on a quilt that he loved at A Common Thread. This is their first joint quilting project. I'm sure all will go smoothly.

Helen's Words of Wisdom for her fellow quilters: "Don't be too fussy. Each quilt is an adventure, so go on the journey and see where it will take you."

Welcome back, Helen!

FABRIC, FABRIC, FABRIC FOR SALE



My sister in-law passed away just over a year ago. She was an avid sewer and quilter. She accumulated A LOT of fabric. Small scraps, fat quarters, cotton blends, fleece, wool, Quilt kits, specialty fabrics plus so much more. We are opening up the sale for a private showing with a small group of ladies looking to purchase these amazing fabrics and get a discount before we open it up to the public.

**Located in West Linn, OR
Call Barb 503-914-7288**

Leave a message to set up a time in January to come and shop

UFO(UnFinished Objects)/Open Sew

NWQ UFO off to a good day, ladies bringing in pot luck dishes. Ironing boards and steam irons ready. Two cafeteria tables set up with Omnigrid rulers, 6" X 24", and OLFA® Cutting Mats 8.5" x 24" ready. Several sewing machines hummmmmmming. Yes, our "sit and sew" work session's clock is ticking 9:00 am to 3:00 pm.

Sue hand appliqueing on a wallhanging. Barbara machine piecing grandson's quilt. Carol standing at the cutting mat trimming, fabric scraps recycled off the NWQ free table. Shirley machine quilting a Toy & Joy quilt. Gunnel hand piecing a 4" Farmer's

Wife quilt block. Rosanne knitting a scarf? hat? Donna hand quilting on a full size quilt. Mary Ann machine binding a quilt.

Here is the rest of story. Last September, I registered to take a Mt. Hood Community College quilting class with Nancy Tubbs. She taught us how to machine binding to the back of the quilt, how to flip binding to create "perfect corners," how to measure and overlap the binding. Then flip back to the front and finish machine stitching on the fold. Within 30-minutes I was short of bind-

ing sewing on my Featherweight, lacking the needle down feature and apparently I had over worked my right arm/shoulder turning the needle down and sifting the heavy quilt. Yes, so painful I could not lift my arm or even put on my jacket without assistance. After two doctor appointment, today, I am able to tap computer keys, hand address holiday greeting cards, and get ready for the holidays pain free. Well almost pain free. Moral of the story: anyone thinking about purchasing a sewing machine, look for that needle down feature.



ROSTER REVISIONS

The 2017-2018 NWQ Rosters (red) are still available for pickup at meetings.

Welcome to New Members:

Jamie Connell-Arkins
9155 Laurel Airport Rd
Laurel, MT 59044
(406) 628-2881, (406) 837-5854
kelginpdx@yahoo.com

Linda Lande
2044 SE 158th
Portland, OR 97233
(503) 515-6976
lindalande@yahoo.com



GENERAL MEETING MINUTES - December 11th, 2017

The meeting was called to order at 7:00pm by President Kathy Anderson. She welcomed two new members and ten guests.

Dean Johnston, head of Toy & Joy, presented a "Steamer Certificate" to Kathy in appreciation for the support that Northwest Quilters has provided for many years. Firefighters from Station 20 were present to pick up the 1063 doll quilts that were donated this year.



Program: Denise Gies introduced Rosemary Burris, our speaker this evening. Rosemary explained her process for collage, emphasizing ani-

mals as her subjects. The expressions and personality she captures are amazing! She showed many of her finished projects. Rosemary currently teaches classes in this technique at The Pine Needle. Two of her students brought projects they're working on. **Announcements:** Carol Brown, Comforting Quilts - reported on an urgent need for twin and crib quilts in particular; lap and throw size quilts are also needed. Please pick up a kit or two during the break.

Tickets for the raffle quilt will be available during the break.

Committee reports:

Jackie Putnam, 2018 Quilt Show Chair - still looking for a Volunteer Coordinator, also someone to take on the treasure hunt. There is an opportunity for 25 member-sponsored awards; if you're interested in sponsoring an award at the show, fill out

the form in the *Patchword* and send it to Jackie. "Blue Skies" is the theme for the basket this year.

Block of the month: Mary Nelson won the 46 December "Gift Box" blocks. The pattern for the January "Butterfly" block can be found in the *Patchword*.

16 door prizes were drawn.

Show and tell: 14 quilts were shown.

The next general meeting will be Monday, January 8 at 9:30am, with the board meeting immediately following.

The meeting was adjourned at 8:35pm.

Respectfully submitted,
Linda Becker, Secretary

QUILTS OF VALOR NATIONAL SEW DAY

The Quilts of Valor National Sew Day -- February 3, 2018, the first Saturday of February -- is fast approaching. Now is the time to spring into action and plan your event with a few friends or a lot of them. You do NOT need to be a "paid member" of the QOV Foundation to sew a Quilt of Valor on this day. Registration is free and makes you eligible for prizes from the national Foundation. Register by going to the website -- www.QOVF.org -- click on "Events & Calendar", and then on the "National Sew Day Registration" button. Quilters from across our

nation come together on this day to sew for our veterans and active service members. There will be prizes awarded all day to registered attendees.

For local information, contact any Montavilla Sewing Center; or contact our Community Outreach chair (Maureen Orr Eldred mo-equilts2@comcast.net 503-646-5970). Or contact the national QOVF Special Events Coordinator, Sandra Chambers, at sandra.chambers@QOVF.org for more information.



NWQ Board

President: Kathy Anderson
ha-ka@msn.com

Vice President: Bob Eldred
bobeldred1nwq@gmail.com

Secretary: Linda Becker
lsbecker@comcast.net

Treasurer: Kathleen E. Schmidt,
kes@kathleeneschmidt.com

Patchword Editor: Myra Turley
patchword4nwq@gmail.com

JOIN NORTHWEST QUILTERS FACEBOOK PAGE



All Northwest Quilters guild members are invited to join the new Facebook page at <https://www.facebook.com/groups/NorthwestQuilters-Guild/>. Join and see postings of photos and the various goings-on at the meetings and with the associated groups. Keep up to date with

speakers and workshops, and be sure to post your own photos and comments to the group. This is now an open group.

find us on **facebook**

NORTHWEST QUILTERS PASSWORD - For "Members" Only Webpage

There is a "Members Only" area on the NWQ website for current NWQ members. It contains an archive of the ePatchwords, Library database, Yahoo internet newsgroup and a "Special Announcements" page. Go to the homepage, <http://www.northwestquilters.org/>

box, enter:

User name: trapunto

Password: quiltshow2018

The user name and the password are case-sensitive; enter them exactly as written.

Click on the link "Members Only" on the bottom of the main menu. On the "Members Only" page, click on the "Sign In" link and, in the prompt

If you have any problems logging in, email the webmaster, Pattie McNulty, pattiem@prodigy.net



JANUARY BIRTHDAYS

GARDNER, FRAN	1
LINDSTROM, MARY	2
NELSON, MARY	4
WALCOTT, JO	6
CLARK, HELEN	8
NUSSBAUMER, SARAH	8
HAAS JR, ANTON	10
NANCE, JACKIE	10
MILLENBACH, LINDA	11
GIER BECKER, CAROL	12
MESSINA, DEB	12
STEINMETZ, PATTIE	12
GENT, JEANETTE	14
LAMBERT, MARY	16
ALLEN, MARGE	18
SEITZ, GUNNEL	20
HEALY, JANICE	21
KUNTZE, ANNE	21
STARLING, LORLE	22
KARFSTEDT, MARCIA	23
LINDQUIST, NANCY	24
GIES, DENISE	26
SCHOEFFEL, NIKKI	26
SWANSON, IRENA	26
WARREN, CHERIE	28
KILSTROM, RITA YOUNG	30

WHATS HAPPENING IN THE WEST

**Road to California
Quilter's Conference & Showcase**
January 18-21, 2018
Ontario, CA
www.road2ca.com

Snowflakes & Stitches Shop Hop
February 3-17, 2018
Portland Metro & Salem Metro
www.StitchesShopHops.com


**Quilt Run 101
18th Annual Oregon Coast
Shop Hop**
February 9-19, 2018

**Kitsap Quilters
32nd Annual Quilt Show**
February 16-17, 2018
Kitsap County Fairgrounds

Sewing & Stitchery Expo
March 1-4, 2018
Puyallup, WA
www.sewexpo.com

**The Great American Cover Up
Quilters Anonymous 37th Quilt
Show**
March 17-19, 2018
Monroe, WA
www.quiltersanonymous.org

**Umpqua Valley Quilters Guild
35th Annual Quilt Show**
April 20-22, 2018
Roseburg, OR
www.uvquilters.com





YOUR SHOW! WE ALL OWN IT! LET'S MAKE IT BIG!!!

- **VOLUNTEER OPPORTUNITIES** How many pleas do you get for monetary donations and to dig deep into your pocket? This is a plea for you to dig into your calendar and find a few hours for our organization! Without a successful quilt show, it would be difficult for this guild to do all of the charitable things we do for our community! SIGN UP! Remember, working one three hour shift is rewarded with free admission to the show! We need you!

- **VOLUNTEER COORDINATOR** .. We need someone to work this important spot. No pressure. Simply assemble the applications, schedule, and make phone calls to confirm commitment.

- **TREASURE HUNT** .. We need someone to work this fun project. The job description is straight forward. A little imagination and donations from our guild can make a day at the FESTIVAL fun for kids! It might be the incentive to make a little quilter!

Where and what can we all do?

Participate in the Small Quilt Raffle .. Nancy Tubbs is the POC

Door Prize Drawing Baskets: Theme 'BLUE SKIES' .. Helen Snyder is accepting your donations at guild meetings.

Garage Sale/Buy or Bid: Contributions gratefully accepted at every meeting .. LaVerne Williams , POC.

Quilt Entries: Enter your quilt/s .. Entry form will be on-line late January! Jeanette Gent , Registrar.

Member Sponsored Awards .. Entry form was in the December *Patchword* and in this issue also! This is new to the show. For \$25, You decide what special thing you would like to recognize about a quilt and honor the quilter with a ribbon and \$25 check!

We have established a limit of 25 awards! Join in on the fun!

(Mail your application and check, payable to Northwest Quilters, to Jackie Putnam)

Jackie Putnam, 2018 Show Chair

2018 FESTIVAL OF QUILTS - Volunteer Sign-up Form

May 10-12, 2018 Portland EXPO Center

NAME _____ PHONE _____

email: _____

THIS IS WHEN I CAN VOLUNTEER. Please Circle the Shifts you can do

I can volunteer for _____ Shifts on _____ Day(s)

Thursday May 10, 2018	Vendors' Helper 10:00 to 1:00	Hang Show 10:00 to 1:00	Vendor's Helper 1 until done	Hang Show 1 until done
Friday May 11, 2018	Shift #1 9:30 -12:30	Shift #2 12:15 – 3:15	Shift #3 3:00 – 5:30	
Saturday May 12, 2018	Shift #1 9:30 -12:30	Shift #2 12:15 – 4:15		Take Down / Vendor's helpers 4:30 until done

THESE ARE THE JOBS I'D PREFER BUT I UNDERSTAND THAT THERE IS NO GUARANTEE.

Circle your choices.

Admissions Table	Raffle Quilt	Info Booth	Build a Block
Vendors' Helper/ White Glove	Garage Sale (Buy/Bid)	Special Booth Host	No preference
Small Quilt Raffle	Ticket Taker	Membership	Exit Door

Yes, THIS APPLIES TO ME! Circle all that apply

I can't walk far	I don't like handling money	I prefer sitting to standing	I like meeting people and talking about quilts
Special requests/considerations: 			

Questions? Contact Jackie Putnam at (503) 233-5542 or e-mail quiltshow@northwestquilters.org (rev 12/15/2017)

NEW FUN! MEMBER-SPONSORED AWARDS at the 2018 Quilt Show

Did you ever wonder what the judges were thinking when they determined the winners at any quilt show? Here is your chance to decide on The Quilt That Should Get A Ribbon in your opinion. For the 2018 Northwest Quilters Festival of Quilts, members of Northwest Quilters are invited to name, sponsor, and choose the winner of an individual award.

To sponsor, you will submit a name for an award and a check for \$25. The possibilities are only limited by your imagination and quilting passions. It could be something as specific as "My Favorite Children's Quilt" or as general as "My Favorite Quilt". Here are a few we know that are coming: "Best Use of the Color Orange", "Best Use of Curved Piecing", "Scrappily Ever After", "Fantasy". The sponsor's \$25.00 will be held in the Northwest Quilters treasury until after the Quilt Show, when a check for the same amount will be issued to the recipient of the award (the "Entrant" on the Quilt Show entry form). The recipient will be chosen by the sponsor of the award at some time during the show itself, after set-up of the show and before 1:00 on the Saturday of the show. (Limit: 25 Member-Sponsored awards this year)

=== === ===

SPONSOR AN AWARD AT THE NORTHWEST QUILTERS 2018 FESTIVAL OF QUILTS
Deadline: April 1, 2018 (or when 25 awards have been sponsored)

NAME OF AWARD: _____

SPONSOR (must be current NWQ Member): _____

Sponsor's Phone: _____

Sponsor's Email: _____

Responsibilities of the Sponsor:

1. Name the award and notify the QS Chair by submission of an Member-Sponsored Award form.
2. With the form, submit check for \$25.00, made out to NWQ, for each award sponsored.
3. Sometime between the end of the show set-up and 1:00 on the Saturday of the show, decide which quilt should receive this award and pin the award to the quilt. At the same time, report the quilt entry number and name on the show ID card to the QS Chair.

No "criteria" need be set up for each award, beyond the name the sponsor chooses and what that signifies to the sponsor. Quilt entries are not entered into competition specifically for these awards. Rather, all quilts in the show are eligible to be chosen by the award sponsor for that particular award. (Limit: 25 Member-Sponsored awards this year)

The ribbons for all Member-Sponsored Awards are being made by the Quilt Show Ribbon Committee. Each ribbon will be pinned on the winning quilt by the sponsor. If the sponsor is unable to do that for any reason, this would be delegated to a Northwest Quilters member of the sponsor's choice; this delegation must be reported to the Quilt Show Chair by the sponsor. The recipient (quilt entry number and Entrant name on the show ID card) must be reported to the Quilt Show Chair as soon as possible after selection, definitely before 1:00 on the last day of the show.



NORTHWEST QUILTERS SPRING RETREAT - APRIL 22th - 25th 2018

Mark your calendar and register for the Northwest Quilters Spring Retreat at Tilikum Retreat Center. Spring is a wonderful time of renewal just right for starting a quilt project! Retreat attendance is limited to 38 attendees to ensure a lower level bed for everyone and plenty of room in the upper and lower work spaces.

Tilikum Retreat Center is located five miles outside of Newberg, Oregon, in a beautiful location with comfortable accommodations, great food, and a very caring staff. The 92 acre campus is surrounded by vineyards and hazelnut orchards. Tilikum grounds offer hiking trails around a large lake and the retreat center offers great vistas from a beautiful deck. NWQ's Retreats are always special with each retreat offering something new and innovative.

There are two retreat options: (1) Arrival any time after 4:00 p.m. on Sunday, April 22nd. Cost for this option is \$220.00 which includes Sunday dinner, breakfast, lunch and dinner on Monday and Tuesday with a full brunch on Wednesday (8 meals). (2) Arrival on Monday, April 23rd, any time after 9:00 a.m. for a cost of \$190.00; this option includes lunch and dinner on Monday, all Tuesday meals and brunch on Wednesday (6 meals).

You will need to bring your own linens and towels. Pillows and blankets are provided and extra blankets are available. Other items you need to bring: your project(s), sewing machine in good working order, sewing supplies, and to make your room more personal, one of your favorite quilts. Quilt cutting mats, four ironing stations and steamers will be available for everyone to use.

Northwest Quilters retreats offer enriching experiences and we welcome your participation!

Please let us know if you have questions:

Retreat Co-Chairs, Carol Hull carolandtomh@gmail.com 503-387-3366 or

Jo Ann Janes dustinjo@comcast.net 503-292-3147.

Registration form on next page



Photos from the Spring Retreat

Carol Hull's sunflower quilt for comforting quilts • Colette Janning and her on going hand quilting project for one of her son's nursery school teachers

NORTHWEST QUILTERS FALL RETREAT - REGISTRATION FORM

Name _____ Telephone _____

Email _____

Address _____

☐ Do you have a preferred room at Tilikum? _____

☐ Do you require a room on the 1st floor?

Most rooms sleep two and several sleep three; please name preferred roommate(s)

☐ This is my first Northwest Quilters Retreat

☐ I will bring my own sewing table ☐ My own lamp ☐ My own chair

☐ I will be hand sewing only

☐ If you are a vegetarian, have food sensitivities, or require a special diet, Tilikum requires that you fill out their Dietary form. Please request form by e-mailing Jo Ann Janes at dustinjo@comcast.net and mail completed dietary form with your registration and fees plus an additional \$8.00. Tilikum has informed us that they will not accommodate any dietary needs without having their form completed and returned prior to your arrival; no exceptions.

☐ Arrival Sunday, April 22nd, at 4:00 p.m. and stay until 2:00 p.m. on Wednesday, April 25th, for fee of \$220.

☐ Arrival Monday, April 23rd, after 9:00 a.m. and stay until 2:00 p.m. on Wednesday, April 25th, for fee of \$190.00

Registrations are accepted on a first come/first serve basis for a maximum of 38 participants. NO REGISTRATIONS WILL BE ACCEPTED AFTER APRIL 10TH IN ORDER TO MEET TILIKUM'S DEADLINE. Those who are not NWQ members are welcome to register 30 days after registration is opened to members.

Minimum deposit with completed registration form is \$75.00. The remaining balance must be received no later than April 10th, 2018. NO Refunds will be given after April 10th. All retreat materials will be sent via e-mail, UNLESS a self-addressed stamped business-sized (4" X 9") envelope is provided with your registration. Your completed registration form along with a Dietary Form, if needed, and your check made payable to Northwest Quilters should be mailed to:

Jo Ann Janes, 2314 NW Edgewood Place, Portland, OR 97229



BLOCK OF THE MONTH - February, Heart Block

There are instructions for two different sized heart blocks;
a 6 1/2" unfinished block and a 8 1/2" unfinished block.

Fabric choices: Heart - red, solids, prints
Background - white with black

6 1/2" unfinished block

A - heart 3 1/2" x 6 1/2"	cut 2
B - background 3 1/2" x 3 1/2"	cut 2
C - background 1 1/4" x 1 1/4"	cut 4

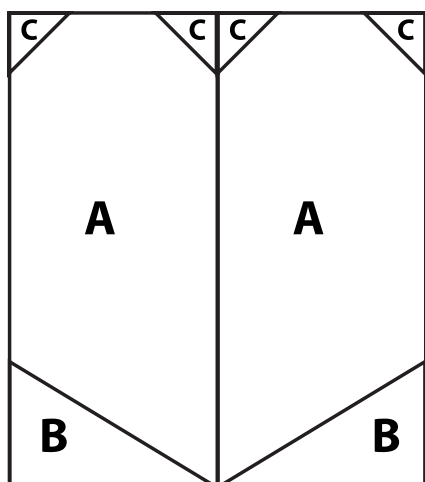
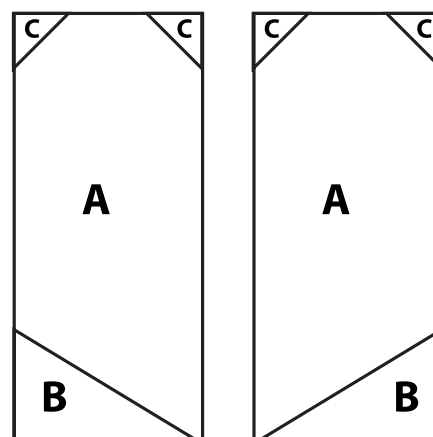
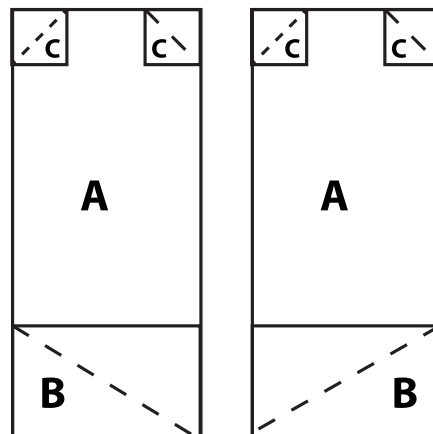
8 1/2" unfinished block

A - heart 4 1/2" x 8 1/2"	cut 2
B - background 4 1/2" x 4 1/2"	cut 2
C - background 1 1/2" x 1 1/2"	cut 4

Draw a diagonal line corner to corner on the wrong side of the B and C squares.

Place the B and C squares on the A rectangles.
The two A rectangles are mirror images of each other.
Sew on the diagonal line. Trim 1/4" from the seam line. Press.

Sew the two A units together.



If you have questions contact:
Liz Hinze, 503-656-8281
Donna Bandeen, 503-283-5099



BLOCK OF THE MONTH - January, Butterfly

Fabric Choices:

Wings - sewer's choice, two different fabrics

Body - brown, black

Background - light blue

Wings

A - 4" square cut 2

B - 3 1/2" square cut 2

Body

C - 1" x 4 1/2" cut 1

Background - light blue

D - 1" x 2" cut 1

E - 1" x 1 1/2" cut 1

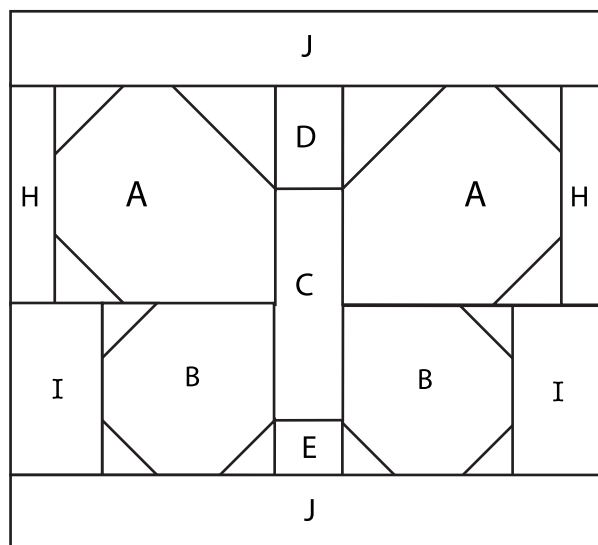
F - 2" square cut 2

G - 1 1/2" square cut 10

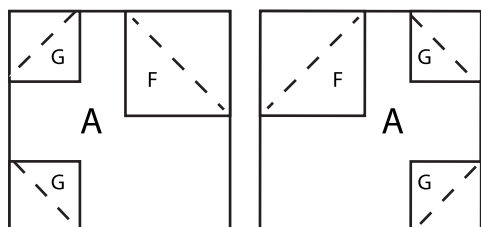
H - 1 1/2" x 4" cut 2

I - 2" x 3 1/2" cut 2

J - 2" x 10" cut 2

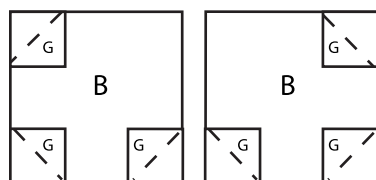


Draw a diagonal line corner to corner on the wrong side of the F and G squares



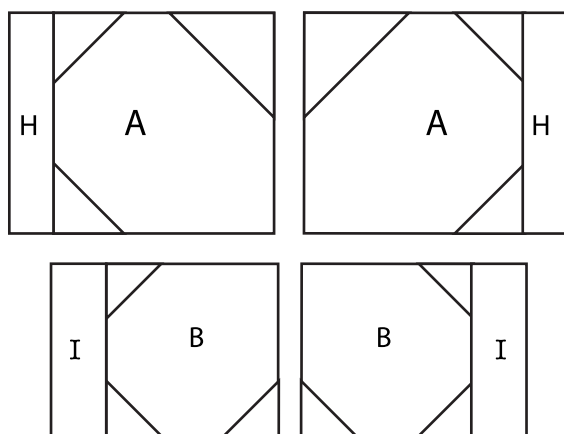
Place the F and G squares on the A and B squares.

The two A squares are mirror images of each other.



The two B squares are mirror images of each other

Sew on the diagonal line. Trim 1/4" from the seam line. Press.



Sew H to side of A unit

Sew I to side of B unit.

Sew an A unit and B unit together.

Sew D, C, E units together.

Sew the D/C/E unit to the A/B wings units.

Sew a J to the top and bottom of block.

If you have questions contact:

Liz Hinze, 503-656-8281

Donna Bandeen, 503 -283-5099



FISCAL YEAR (July 1,2017-June 30, 2018) Operating Results for NWQ

Northwest Quilters, INC		FY 2018	FY 2018
Budget Notes:		Net	YTD-Nov
Plus numbers are income to the guild		Approved	Actual
Negative numbers are losses to the guild			
July 1, 2017 to June 30, 2018			
Income/-Expense			
Committee name			
Individual Members		6880.00	6688.00
Business Members		1152.00	832.00
Fees		340.00	145.00
Pins, Magazines		560.00	19.40
Quilt Show Committee		5000.00	-1497.25
Raffle Quilt - 2018		1000.00	334.38
Raffle Quilt - 2019/2020		-1500.00	-264.19
Administration/Board Expenses		-5000.00	-2263.28
Charitable Donations		-2000.00	0.00
Comforting Quilts		-7000.00	-5108.35
Community Outreach		-1000.00	-91.74
Library		-400.00	0.00
Melody's Challenge		-225.00	0.00
Membership Committee		-770.00	-357.18
Newsletter Committee		-200.00	-21.83
Retreat Committee		-500.00	-749.21
UFO Committee		-1200.00	-430.00
Sunshine & Shadows		-50.00	0.00
General Meetings/Programs		-6020.00	-2457.50
Workshops		-350.00	-799.00
Webmaster		-125.00	0.00
In Memoriam		-250.00	-150.00
Need Total Cash IN/OUT		-11658.00	-6170.75

FY 2018 Begin Cash 7/1/17	65972.16
FY 2018 Current Cash 11/30/17	-58716.46
Difference	<u>7255.7</u>

Signature Hospice & Other (\$40)	735
Remaining Linda Tamlyn Donation	575
Remaining Quilts of Valor Grant & Other \$100	5731.15
Remaining Guthrie Donation	2152.53
Remaining JoAnn Plant Donation	<u>1685</u>

NWQ BUSINESS MEMBERS - Fabric Stores and Services

Blue Heron Quilts

Home based: Fabric, patterns, books, notions,
classes by appt.
503-254-4746
blueheronquilts@aol.com

Boersma's Sewing Center, Inc

Longarms, sewing machines, fabric & notions
203 NE 3rd St, McMinnville, OR 97128-7397
503-472-4611, Toll Free 800-822-7397
jack@boersmas.com
www.boersmas.com

Center Diamond

Fabric Store
1065 S Hemlock St, PO Box 997
Cannon Beach, OR 97110-0997
503-436-0833, Toll Free 888-305-0854
centerdiamond@aol.com
centerdiamond.com

Mill End Store - 2 Locations

Fabric Heaven, Fashion, Bridal, Quilters,
Outerwear, Costumes, Basics, Bottomweights,
Notions, Trims, and Yarn
Mon-Fri 9:30 to 6, Sat 9:30 to 5:30, Sun Noon to 5pm
millendstoreinfo@gmail.com
Millendstore.com

9701 SE McLaughlin Blvd
Portland, OR 97222
503-786-1234

4955 SW Western Ave
Beaverton OR 97005
503-786-1234



Montavilla Sewing Centers - 4 locations

Retail sewing machines & repairs
montavillasewing.com
open: M-F 9:30-8, Sat 9:30-5:30, Sun 11-5

8326 SE Stark St, Portland OR 97216-0487
503-254-7317

Beaverton in Mill End Store,
4955 SW Western Ave, Beaverton 97005
503-619-6619

Portland in Fabric Depot,
700 SE 122nd Ave, Portland 97233
503-262-6734

Gresham 971 Kelly Ave, Gresham 97030
503-661-2102

Quilters Corner Store

Home of Quiltblox - Small project patterns
12580 SW Broadway St, Beaverton, OR 97005
Mon-Sat 10am-5pm
deb@quilterscornerstore.com
www.quilterscornerstore.com

SAVE Stores - 2 Locations

Bernina, Brother, Janome, Handi Quilter
and Artistic Sewing Machines
844-276-3286
www.savestores.com

6701 SE Foster Rd, Portland, OR 97206
503-775-7283, Toll Free 844-276-3286
savestores@gmail.com

1900 McLoughlin Blvd
Oregon City, OR
503-655-4414
savestoresoc@gmail.com

NWQ BUSINESS MEMBERS - Longarm Quilting Providers

Honeycomb Quilting

Longarm quilter M-F 9-5
24170 S Brockway Rd, Oregon City, OR 97945
503-919-2907
hcquilting@gmail.com
www.honeycombquilting.com

Just Quilting - A Modern Longarm Studio

Longarm Quilting M-F 9-5
2738 SE 15th Ave, Portland OR 97202-2206
nancy@justquiltingpdx.com
justquiltingpdx.com

K. Peterson Quilting

Longarm Quilting M-F By Appt
8745 N Bayard Ave, Portland OR 97217-7107
503-206-8137
peterson.kazumi@gmail.com
kpetersonquilting.com

Rhonda's Longarm Quilting

Customized Longarm Quilting Services
330 NE 148th Ave
Portland, OR 97230-4213
920-889-9955
rhonda.adler@gmail.com
website: www.quiltmerhonda.com

QuiltRocker - Kathy Morrison

Longarm Quilting - Computerized & Freehand by Appt.
3635 SE 38th Ave, Portland OR 97202-1870
503-701-7332
kathy@quiltrocker.com
quilt.rocker@comcast.net
quiltrocker.com

Shepherd's Garden Quilting - Rebecca Tellez

Longarm Quilting by appt, Quilt making & APQS sales rep
775 NE 9th, Gresham OR 97030-5668
503-888-3415
rebecca@shepherdsgardenquilting.com
shepherdsgardenquilting.com

The Quilt Studio

Longarm quilting
30259 NE Corral Creek Rd, Newberg, OR 97132
elisa@the-quilt-studio.com
www.the-quilt-studio.com

QUILTING AND SEWING HACKS


FAT QUARTERS MAKE:

99	2" squares
56	2.5" squares
42	3" squares
30	3.5" Squares
20	4" Squares
16	4.5" Squares
15	5" Squares
12	5.5" Squares
9	6" Squares
6	6.5" Squares

Some handy measurements from Quilters Pantry



A seam ripper makes a great opener
for clam shell wrapped purchases



Northwest Quilters, Inc.
PO Box 82158
Portland, OR 97282

COMFORTING QUILTS

Wednesday • January 3rd • 9:30am-2:00pm
Mill End Store - upstairs
9701 McLoughlin Blvd., Milwaukie OR

GENERAL MEETING

Monday • January 8th • 9:30am
Immanuel Lutheran Church
7810 SE 15th, Portland OR

BOARD MEETING

Monday • January 8th • after general meeting
Immanuel Lutheran Church
7810 SE 15th, Portland OR

UFO - OPEN SEW

Saturday • January 13th • 9:00am-2:45pm
TaborSpace at Mt Tabor Presbyterian Church
5441 SE Belmont St, Portland OR

