

## A MESSAGE FROM THE PRESIDENT

### Welcome to December.

This is a very busy time for many of us. It is the Month of Giving; I know many of us spend much time working on hand made gifts for our friends and family, and also time getting together with our loved ones in which we give our gift of time. I may have said this before, but I am continually amazed by the many giving members in our group. We have so many quilters who are very giving in sharing their talents - with their families and friends, with other guild members, and with others particularly through our Comforting Quilts and Quilts of Valor groups.

Did you know that it is also National Volunteers Month? NWQ includes so many generous people who give their time by helping fill the many volunteer positions and hours needed to make this guild a success. Please look in this newsletter for some additional help that is needed, and contact me or the people noted in the article if you are at all interested. If those areas don't interest you but you still want to help, no worries! The quilt show is coming up, and you can help now by making items to be sold at our boutique, and we will need help later to set up and work the show. I also highly recommend helping at a

Comforting Quilts or Quilts of Valor workday. Those are great opportunities to do some volunteer work, but I find it's great fun to be with like-minded folks for part of a day.

I want to take advantage of this opportunity to acknowledge just a few of our very talented members. We have many members who have won awards for their work; I am in awe of the creativity in the guild! Some of our most recent award winners are:

*(continued on page 2)*

## DECEMBER PROGRAM:

**Diane Murtha** is presenting a lecture called **"License to Play"** in December. She likes to take a pattern and creatively make it her own. If you are working on a project or plan to make one in the

future, she would love to help you achieve what you would like to do to make it your own! Please send her a photo along with your concerns or questions. Her email address is:  
dlmurtha2018@gmail.com.

She would love to hear from you **now** so she can share her ideas with you during our general membership meeting!  
Evelyn Eason, Program Coordinator

## PRESIDENT'S MESSAGE (continued)

- Kathy Anderson, whose doll Cora won 2nd place in the Rags to Riches category at the 2022 Reno Quilt show. She brought Cora to a show and tell at a recent general meeting.
- Kathie Kerler received an Award of Excellence for Best Original Quilt Design and a 2nd place in Traditional Quilts at the International Quilt and Fiber Art Festival.
- Nancy Tubbs received a NACQJ Award of Merit at the Clark County Quilt Show.

You can find pictures of Kathie Kerler's and Nancy Tubb's award winning work on our Facebook page. If you haven't seen the posts previously, go take a look!

I wish everyone a happy and fulfilling holiday season.

- Paula



### 2022 UFO Challenge

Congratulations to Joan Spencer! She was our randomly drawn participant at the November meeting.

Share your projects and progress on our Facebook page! We love to see your progress.  
<https://www.facebook.com/groups/522571628091807>

### The Final number for our 2022 UFO Challenge is number 6!


When you finish this month's project, send me an email of the original picture, and a picture of the finished masterpiece by midnight on December 31st.

One lucky "finished" project will be chosen randomly for a prize.

**Remember:** Your project does not have to be finished exactly like you originally planned. If you have any questions, contact me.



Linda Robinson is planning on leading us through 2023 with a UFO Challenge. Stay tuned for more details!



Age plays a role in color preferences. Faber Birren, the author of *Color Psychology And Color Therapy*, found that young people tend to prefer colors with longer wavelengths (such as red and orange), while older people like colors with shorter wavelengths (such as blue). Joe Hallock's study on gender and color preferences also found that many age groups prefer purple. Joe Hallock, *Colour Assignment*, 2003, U of WA

## NORTHWEST QUILTERS PASSWORD - For "Members Only" Webpage

There is a "Members Only" area on the NWQ website for current NWQ members. It contains an archive of the *ePatchwords*, BOM archive, Member roster, forms and more. Go to the homepage,

<https://www.northwestquilters.org/>  
Click on the link "Members Only" on the main menu.  
On the "Members Only" page, click on the "Log In" link and, in the prompt box, enter this Password:

### Stashbuster23

(Password as of August 1.)

If you have any problems logging in, email the webmaster, Jane Ratcliff  
[jratcliff@northwestquilters.org](mailto:jratcliff@northwestquilters.org)

## COMFORTING QUILTS

We had a very strong month in October with 656 quilts being sent out to 6 agencies. The largest number went to Toy and Joy Makers, the local toy drive organized by Portland Fire and Rescue to help the children of local families in need during the holiday season. Do go to their website, [www.toynjoymakers.org](http://www.toynjoymakers.org), to learn more about this program that was started in 1914. The doll quilts that Northwest Quilters donate are a major contribution to the annual effort. Over 100 were handed in at the Quilts of Valor meeting and we are hoping for yet more at the December general meeting. That's when we'll be visited by firefighters to collect our final donation of little quilts in 2022, so please hand them in at the Comforting Quilts tables before the start of the meeting. If you have made several doll quilts, please tie them in bundles of ten, which helps with the counting.

We also give infant quilts to Portland Fire and Rescue that are carried on fire trucks to be ready to comfort any young child rescued from a traumatic situation. These little quilts are just 36" square and must be completed with batting whereas the doll quilts can be just two layers. Please only hand in

completed infant quilts. They can be quilted by machine or by hand, or they can be tied. Think bright, cheery, and cuddly. We ask that all of the smaller sizes of quilts be completely finished, not just the infant quilts. That means the crib quilts and the lap quilts as well. The only exceptions are the Hal lap quilt tops which we will prepare for Hal Hague to tie. The Hal kits with six fat quarters have been very popular and our thanks to all those who have already put some together. We do have plenty more kits, so please take one or two at the December 12 meeting.

Which quilt sizes do we need currently? Any and all sizes. The kits that we offer will always produce quilts of CQ's recommended sizes. Many members use their own designs and fabrics to make quilt tops which the CQ volunteers layer and finish. Our work is made easier if those tops are close to our recommended sizes, because then the backs that we have made will fit.

Thank you to everyone who handed in a quilt or a quilt top in November. Thank you to the volunteers on workday. Thank you to the generous donors of fabrics. The committee that is the hard

working, dedicated heart of Comforting Quilts couldn't manage without you. Happy holidays to you all.

Sue Hatt

[nwqsuehatt@gmail.com](mailto:nwqsuehatt@gmail.com)



### Quilter's Horoscope

#### **Sagittarius - November 23 to December 21**

Sagittarius love challenges of all kinds and will pick the most difficult quilt design to pursue. Ever optimistic, they will not be deterred by complex patterns even as beginners. Their ability to tackle complicated projects with ease sometimes leads them to be tactless when faced with what they view as a simple project. However, people tend to admire Sagittarius and thus forgive their indiscretions. As it is extremely important to a Sagittarius to complete everything they start, the only unfinished project they will have is the one they are currently working on. They prefer to quilt with friends and family as a shared activity rather than as a solitary pastime.





## Quilt Show! March 10 & 11, 2023

9 am - 4 pm both days

**Come Join in the Fun!**

- ▶▶▶ Featured Quilter: Kathleen Swick
- ▶▶▶ Over 300 Quilts on Display    ▶▶▶ Vendor Mall
- ▶▶▶ Gift Boutique    ▶▶▶ Build a Block for Kids
- ▶▶▶ Free Demonstrations    ▶▶▶ Quilts for Sale
- ▶▶▶ Daily Gift Basket    ▶▶▶ Small Quilt Raffle
- ▶▶▶ Treasure Hunt for the "Young at Heart"
- ▶▶▶ A Retrospective of Yuki Sugiyama's work

More information on our website:  
[www.northwestquilters.org](http://www.northwestquilters.org)

**- New Venue -**  
Westside Commons

801 NE 34th Avenue  
Hillsboro, OR 97124

**\$10 Admission Children under 12 FREE**

PROUDLY SPONSORED BY



**"Moonlight Rose"    80 x 80**  
Design by Helene Knott  
Quilting by Marie Anderson  
Our 2023 Raffle Quilt



## QUILT SHOW NEWS!

### Quilt Show March 10 & 11, 2023

I am pleased to announce that **Kathleen Swick** has accepted our invitation to be our Featured Quilter. Her work is amazing!

We will also have a special display **“A Retrospective of Yuki Sugiyama’s Work”**. Yuki’s family was planning on sharing her beautiful quilts with us at the 2020 show that was cancelled due to the pandemic. We are excited to be able to share them with you now.

#### Publicity –

- We will have some “Save the Date” bookmarks available at the December meeting. We will set a stack on each table. Please take a few and hand them out to your quilting friends.
- Posters will be available at the January meeting. Those can

be taken to hang up on Community bulletin boards, at your hair or nail salon, etc. (8 x 11 size).

- We will be hanging some larger format signs (11 x 17”) in our local quilt shops and sewing machine stores. Along with some of the bookmarks, we are hoping to reach all the quilters in the area.
- If you belong to more than our guild, please check to make sure that the “guild packets” of save the dates get set out for everyone to see and take.
- When you see one of our Social Media posts, please take a minute to “Like” and “Share” to get the word out!

#### Boutique Items Needed for Quilt Show!

Last month, we published some links to some super simple, scrap busting items that we would love to see in

our Boutique!

A recent visit to a local quilt show gave us some insight into a very successful boutique. This other guild made \$1,800.00 on their opening day, and most of the items sold for under \$5 each! There were several smalls which were made by various members out of their scraps and bits of fabrics, but they all used the same patterns / guidelines for the items made. This allowed for a basket full of each type of item, with a few out for display, and a single price for all similar items. On the next page are a couple of photos of some mug rugs and some cup cozies. There is a wide variety in the fabrics, embellishments, and colors in each of these items.

We will also be accepting larger items to sell, such as small quilts, table runners, coaster sets, placemat sets, pincushions, small zippered bags, etc. Use your imagination and have some fun. All items will be donated to the guild without a commission to the maker. All items in the “Boutique” will be new, finished items. No UFO’s. No fabric or pre-cut bundles. Thank you!

### NWQ Board

**President:** Paula Connell  
[President@northwestquilters.org](mailto:President@northwestquilters.org)  
**Vice President:** Joan Spencer  
[Vicepresident@northwestquilters.org](mailto:Vicepresident@northwestquilters.org)  
**Secretary:** Jean Morado  
[Secretary@northwestquilters.org](mailto:Secretary@northwestquilters.org)

**Patchword Editor:** Jane Ratcliff  
[Jratcliff@northwestquilters.org](mailto:Jratcliff@northwestquilters.org)  
**Treasurer:** Sandy Murphy  
[Treasurer@northwestquilters.org](mailto:Treasurer@northwestquilters.org)

## QUILT SHOW (continued)

Our plan is to provide you with several tutorials for some simple items that won't take you long to stitch.

Last month, we had some cord wrappers for charging cords, mug rugs, and a fun little bookmark for you to stitch up. If you need those instructions, look back at last month's *Patchword*.

This month we have reversible cup cozies and simple pincushions! We know it's the Holiday season, but we hope you can find a few minutes to whip a few of each up.

Bring them to the next meeting and Kathy will have a collection area for you to put them.

Won't it be great to use up some of those scraps we have hanging around, and help the guild at the same time? Next month, there will be another set of easy-to-sew items for you to make.

Kathy Anderson is our Boutique Manager, and she will be looking for volunteers to help her with pricing and booth help as we get closer to the show, but our biggest need is items to place in the Boutique!

### Simple Pincushions -

The only rule is to keep the size between 3" x 3" square, and 4 x 5". They can be rectangular or square, but let's keep them more on the flat & simple, side rather than really decorative 3-D and unique side.

This simple pattern comes from the Fat Quarter Shop.



<https://blog.fatquartershop.com/make-pretty-pincushion-video-tutorial/>

Video Tutorial here:

[https://www.youtube.com/watch?v=CwsTPp1mj\\_0&t=11s](https://www.youtube.com/watch?v=CwsTPp1mj_0&t=11s)

Scrappy without ribbon, scrappy with ribbon or rick rack... they are all darling!


Some filler options include Walnut pet bird litter, Clean horticultural Sand, Walnut husks, Lavender, Polyfil stuffing,

## 2024 RAFFLE QUILT

### New York Beauty Our 2024 Raffle Quilt

There will be more block kits at the December meeting, so if you missed getting one, we will have more!

PS... it's ok to stitch more than 1 block.



You can still join this work group by contacting Denise Gies.

## NEW MEMBER PROGRAM

NWQ New Member meetings continue to be held monthly, typically mid-day on the 3rd Saturday of each month, 12 noon – 2:00 pm, including a potluck salad bar lunch. Please mark your calendars with the next 3 meetings dates:

December 17th (at Joyce Swift's home – address in roster)  
January 21st  
February 18th

At the November gathering, Denise Gies shared information about our 2023 Quilt Show to a merry group of 7. We had show-and-tell, guild related Q & A, friendship building, and a potluck salad luncheon. Everyone won a door prize! To the newbies who've not yet attended: there is always room for more. Please join us next month!

As of 11/15/2022, NWQ has 50 members who've joined in the past 12 months, representing approximately 21% of our total membership.

Since the last *Patchword* publication, we have 4 new individual members and 3 new business members. Please join me in welcoming Pam Russell, Lindsay Schafer, Vonnie Ballew,

Lisa Johnson, Aloha Vac & Sew, Feather Your Nest, and The Country Quilt Shop. Newbies: we're so glad you've joined us! Virginia Janzig has been a NWQ member for 12 months & therefore earned "established member" designation and will no longer receive new member program emails. Virginia: you are a fabulous addition to NWQ and help make us stronger. Thank you for your on-going and active involvement!

### Basic Information about the NWQ New Member Program:

This signature program focuses on members during the first 12 months of membership to welcome, orient, and help integrate new members into NWQ. New Members are offered 1) dedicated seating at the "New Member Table" at NWQ General Meetings and 2) monthly, informal, small group meetings which focus on friendship and information about our guild. NWQ committee chairs are often invited to be a guest speaker and describe their activities. Established members are invited to attend these get-togethers as a means of getting to know and supporting our newest members. New members are eligible to win a door prize(s). Questions? Contact New Member Program Coordinator Joyce Swift (503) 887-7766



## Retreat

### Spring Quilting Retreat -

We look forward to the March Spring Retreat, March 27 (Monday) – March 30 (Thursday), 2023. As explained in the previous *Patchword*, by moving our beginning date to Monday, we will be able to start our retreat at 2 pm. At this time, we know that there will be an increase in the cost of the retreat. We just don't have Camp Tilikum's new price schedule. Registration for the spring retreat will begin with the publication of the January 2023 edition of the *Patchword*.  
Barbara Mason



# December Business of the Month

--- Treat yourself to a new longarm! ---



**Bernina Q16**  
Starting at \$6999



**Handi Quilter 24**  
Starting at \$13,495

**Baby Lock Gallant**  
Starting at \$4999



**Janome Quiltmaker 18**  
Starting at \$7999



Northwest Quilters Members Only

Save \$30 OFF any Full Service

Expires  
12/31/2022



**JANOME** At your side **brother** **BERNINA**

SEWING MACHINES  
**SAVE STORES**  
VACUUM CLEANERS  
*Since 1960*

6701 SE Foster Rd, Portland

503 775-7283

Hours: Monday-Saturday 10:00-5:00

[www.SaveStores.com](http://www.SaveStores.com)

# MONTAVILLA


SEWING CENTERS

- Est. 1949 -



## Quilting: It's Great Therapy!

In this event, you'll make a quilted table runner using a creative way to sew curves and decorative stitches. Whether you are a quilter or garment sewer, you will learn more about sewing and embroidery as you create this fun project using the Pfaff Creative Icon 2. Learn more about quilting in the hoop, and how to use new features that you only dreamed were possible, like Pfaff's Appliqué Creator and Shape Creator. We will provide all the machines and supplies for you to use in this event, so you don't need to bring anything! Lunch and snacks will be provided. \$49.95.



**Gresham - December 7, 9:30am - 4:30pm**

**Portland - December 8, 9:30am - 4:30pm**

**Lake Oswego - December 9, 9:30am - 4:30pm**

**Beaverton - December 10, 9:30am - 4:30pm**

## Kimberbell's One Sweet Spring Virtual Event

It's One Sweet Spring with Kimberbell! At this Collector Series Event, you will create several blocks for one 18 x 22" wall hanging. More details to come! \$169.95.

**Virtual - January 12 & 13, 10am - 4pm.**



# HOLIDAY SALE

**NEW MACHINES 15% - 60% OFF THROUGH 12/26!**



## MONTAVILLA

SEWING CENTERS

- Est. 1949 -



**Portland**

503-254-7317  
8326 SE Stark  
Portland, 97216

**Sew much better.**

**Beaverton**

503-619-6619  
4955 SW Western  
Beaverton, 97005

**Lake Oswego**

503-635-1353  
429 1st Street  
L.O., 97034

**Gresham**

503-661-2102  
971 NE Kelly  
Gresham, 97030

**Event Center**

*Not a retail location.*  
9701 SE McLoughlin  
Portland 97222

**1-800-854-1430**

**[www.montavillasewing.com](http://www.montavillasewing.com)**



## GENERAL MEETING MINUTES - NOVEMBER 14, 2022

### Northwest Quilters General Meeting - Monday, November 14, 2022

The in-person meeting was called to order at 9:30 a.m. by President Paula Connell. She shared that today was "Loosen Up, Lighten Up Day". Paula announced that the Challenge Quilt Wheel and entry forms would be available to interested members. She also shared that Evelyn Eason has a speaker for December's meeting who is looking to modify someone's quilt design, so contact Evelyn if you have a project that could use some help.

### Quilts of Valor Sew

#### Day: Maureen Orr Eldred -

Maureen thanked everyone for coming to help make QOVs today. She shared how much power these quilts had in comforting our veterans. The story of the QOV quilts was available for members to read. She expressed her thanks to the table moms that were staffing the five work tables. There will be an extra drawing today featuring QOV fabric. Thanks was given to Maureen for all of her hard work in organizing the day.

### Block of the Month: Liz Hinze-

Traci Kienberger's name was drawn as the winner of the 14 pumpkin blocks. December's block is a Christmas present.

**Show & Tell:** There were 5 wonderful quilts shared for Show & Tell.

### Door Prizes: Deidre Meaney -

This meeting's door prizes were won by Joan Spencer, Victoria La Porte and Sarah Nussbaumer.

**UFO: Denise Gies -** Joan Spencer was the winner of October's UFO Challenge.

### Drawing for the QOV door

#### prizes: Maureen Orr Eldred -

The names drawn for the QOV fabric were Paula Connell and Joyce Reyman.

The next general meeting will be Monday, December 12, 2022, at 7 p.m.

Paula Connell adjourned the meeting at 12:00.

Respectfully submitted,  
Jean Morado, Secretary

### Another Boutique Fun Idea



### Cup Cozies!


Crafty Stacie strikes again! These are great for hot or cold drinks!

Printed tutorial here:

<https://www.craftystacie.com/blog/reversible-coffee-cup-sleeves>

If you make it with insulbright, poly batting or the ironing board fabric, please attach a stickie that it cannot go in the microwave.

One with Warm and Natural 100% cotton batting can be microwaved





## GENERAL INFORMATION

### In Memoriam



**NWQ member Sylvia Gray** died earlier this month. Quiet and private, she was a professional seamstress who learned to quilt later in life and also discovered machine embroidery. She was an expert gardener who enjoyed working with native plants in her beautiful yard. Sylvia was a member of the small quilt group Rippin Robins. Her family lived in England and Ireland.



### NEW MEMBERS

#### Welcome these New Members:

##### Vonnie Ballew

18702 Lassen Ct  
Oregon City OR 970456  
(503) 656-1196 (503) 970-4356  
vballew37@comcast.net

##### Lisa Johnson

6454 SW Parkhill Dr  
Portland OR 97239  
(310) 913-2055  
lisaj3663@gmail.com

##### Pam Russell

3264 N Holman St  
Portland OR 9721-1847  
(503) 422-9791  
pamrussell18@yahoo.com

##### Lindsay Schafer

2710 SE 64th St  
Portland OR 97206-1374  
(703) 244-5187  
lindsayschafer@gmail.com



## DECEMBER BIRTHDAYS

SHARON RUB 1  
BRENDA YOUNGSON 3  
CAROL BROWN 4  
DIXIE KROLL 4  
POLLY SPRAGUE 11  
JUDITH BERG 13  
RITA HILL 14  
TONIA HUNT 14  
JOAN SPENCER 16  
LEANN THORESEN 18

CYNTHIA WILSON 19  
SHARON ANDREWS 20  
RICK SPRAGUE 20  
MARY PICUCCI 22  
VEVA ENGHOUSE 23  
LINNIE THOMAS 25  
AMY MILLER 27  
CARA CIMINO 30  
ROBERT ELDRED 30  
GAIL PLANCK 30  
DEBBIE PHILLIPS 31



## 2023 UFO CHALLENGE

The guild's UFO Challenge will continue in 2023, with a few changes.

Most of us have one or more unfinished quilting projects in our sewing room -- projects we set aside, for one reason or another, and never got back to. Some of us have many of these UFOs.

Hopefully the 2023 UFO Challenge will motivate you to complete several.

### Here's how the Challenge works...

(1) First, find the quilt projects you would like to complete in 2023. For the 2023 Challenge, we'll define a UFO as a project you started at least a year ago but haven't finished. Maybe you just barely started it, by cutting the initial set of squares or strips, or maybe all the piecing is done, and it needs to be quilted and bound. Pick up to 12 projects.

(2) Next, assign a number to each project, from 1 to 12, and take a separate photo of each project.

(3) Each month, a number from 1 to 12 will be drawn randomly and posted in the *Patchword*. During the next month, you will work on the project that has that number assigned to it.

(4) When you have finished the project for that month, send me an email that includes the photo

you took when you assigned the number, plus a photo of the completed project -- by the deadline date (the last day of the month). You will be given one point/virtual ticket for your completed project. Note that a project that you give away unfinished, put on the free table, or discard does NOT count as a finished project.

(5) Because sometimes life gets in the way of quilting, if you are unable to complete the designated project one month, you will be permitted to submit two projects the following month -- the one that matches the number selected for the next month, plus the one that wasn't done in time the month before. No more than two can be submitted in any one month; no more than 12 for the entire calendar year.

(6) Participants will accumulate points/virtual tickets through the calendar year, one for each month that a completed UFO is submitted, up to 12 maximum. At the end of the year, several names will be randomly selected for prizes. The more virtual tickets you have acquired, the greater your chances of winning one of the prizes at the end.

In summary:

- Gather up those UFO projects now (projects started at least a year ago); assign a number and take a photo of each project.
- The first number will be drawn in January and posted in the January issue of *Patchword*.
- The deadline for finishing the January project AND sending the photos to me via email will be January 31, 2023.

Linda Robinson

lrobinspdx@comcast.net



## COMMUNITY OUTREACH

**Stocking Project:** Thank you for all the stockings and pillowcases you have provided for the Beaverton area Veterans & Family Center and a related women's and children's center. I also appreciate the yardage of "masculine" fabrics that will turn into pillowcases before our December 15th deadline. And I'm amazed at your generosity in making handmade gifts: tissue cases, Chapstick holders, zipper bags of several types, covered notebooks. I will collect all these items at the December NWQ meeting (Monday evening, December 12th) and they will be delivered on the 15th.

We will deliver the pillowcases, stockings, and stuffers in separate boxes. The residents at the centers will have the pleasure of selecting stockings for their friends and family members and filling them with their selection of the stuffers we provide. For almost all the residents, these will be the only gifts they receive this holiday season.



**Stocking Stuffers:** Again, you have been very generous. If you have already gathered donations based on the full list published in September

and October, thank you; please bring them to the December meeting or contact me if you can't come to the meeting. Here are items we could still use: men's white or dark crew socks (the good kind with cushy soles); colorful socks for women, teenagers, and children; nail clippers; carabiners; travel size toiletries; decks of cards; small sewing kits; hard candies or chocolate; dried meat sticks; individually packaged snacks (granola bars, peanut butter crackers; cookies, etc.); individually packaged drink mixes (hot chocolate, cider, tea); small flashlights; batteries; ball point pens and mechanical pencils; lip balm or ChapStick.

**Thank you to everyone who participated in our November 14th QOV guild Sew Day.** We know there were more than 60 participants, including some first-time attendees (now THAT is bravery!). We not only sewed, but we also socialized – such fun to renew friendships and meet new friends. We worked on five different QOV tops and completed at least 14 pillowcases. We hand-sewed the binding on three QOVs and partially completed two others. We are indebted to the Table Moms, **Kathy Anderson, Denise Gies, Helene Knott, Mary Picucci, Jane Ratcliff, and Mary Taylor;** to **Liz Hinze**, who organized the binding area; to **Joyce Reyman, Dixie Kroll,** and **Anita Uhl**, who pressed as needed (it was always needed, all day!); and to **Bob Eldred**, who arranged the extension cords so we

could all sew and press without blowing the circuits.

I am especially grateful to **Paula Connell, Jane Ratcliff, Kathy Anderson, Bob Eldred**, and our daughters **Maria and Anne Eldred** (and their friend **Damon**), who set up the building on Sunday afternoon. Thank you to **Sharon Rub**, who cut "tester kits" that will become doll quilts, and to **Joyce Swift**, who cut a quilt kit. To all of you who cleaned up, and especially to the Heavy Lifters who toted all those boxes into our cars, I cannot thank you enough for your help. I'm writing this a week before Thanksgiving, and I am overflowing with gratitude.



**December Quilts of Valor Sew Days** will be pushed into the beginning of January because of the Christmas holidays. We will meet on Monday, January 2nd, and Tuesday, January 3rd, from 10:00 – 3:00, pre-registration required. Although Monday fills up quickly, there is usually room for more participants at our Tuesday sessions and we would welcome your help. Please call or email me if you would like to sew with this group.

-- Maureen Orr Eldred,  
moequilts2@gmail.com 503-706-5064 cell; 503-646-5970 home





## Quilts of Valor Presentations



We loved awarding Quilts of Valor to these 4 veterans on November 8th. From left: Bert H., US Navy 1943-1945 and 1947-1949; Tom K., US Army 1962-1967; James C., US Army 1967-1970; and Amy P., US Army 2003-2006. They were honored at Touchmark in the West Hills, where the staff also displayed a few QOVs we awarded there in past years.



We were privileged to award Quilts of Valor to 10 veterans on November 13th at Oregon City United Methodist Church: Vern B., US Army 1947-1968; Frank F., US Air Force 1953-1956; Donald T., US Air Force 1959-1986; Victor O., US Army 1961-1964 and 1965-1968; John R., US Air Force 1966-1991; Robert W., US Air Force 1966-1972; Jonathan E., US Army 1966-1975;



James S., US Army 1968-1970; Marvin F., US Navy 1970-1974; Raymond L., US Navy 1970-1974.

These men served Stateside and all over the world, from the very end of WWII through the Korean Conflict, in the Cuban Crisis, through Vietnam, the Cold War, and beyond. Thank you for your service!

## BOARD MEETING MINUTES - November 7, 2022

### NWQ Board Meeting - Monday, November 7, 2022

The virtual meeting was called to order at 6:30 p.m. by Paula Connell, President.

Paula announced that today was Color the World Orange Day and this week was National Recycling Week.

Present: Paula Connell, Joan Spencer, Sandy Murphy, Jean Morado, Denise Gies, Sue Hatt, Maureen Orr Eldred, Mary Nelson, Joyce Swift, Jane Ratcliff, Evelyn Eason, Linnie Thomas, Barbara Mason, and Dawn Sharafi.

#### Budget:

Barbara Mason, Retreats, reported that in the 2022-23 fiscal year reports, Retreats show a deficit because of payment received in the 2021-22 fiscal year that apply to this year's retreats. Retreats are not operating at a deficit. The 2022-23 fiscal year's retreat projection will be off by one retreat because the July 2023 retreat was rescheduled to June 2023 so will be an addition to what was projected.

Paula Connell brought up the need for a microphone and speaker system to be used at general meetings, quilt shows, demos, and retreats. The need for portability led to a suggestion of a small karaoke machine. Barb Mason will contact Camp Tilikum to see if they have a sound system that we can use at our retreats there. Denise Gies, Bob Eldred and Jane Ratcliff will continue to research possibilities. The Mill End Store did not renew their business membership this year. Denise Gies will reach out to them regarding this. Sandy Murphy mentioned that the rent was overpaid for 2 payments, so she wrote them a letter explaining this and was

deducting the overpayment from the next 2 rent payments sent in.

#### Standing Committee Reports:

##### Business Liaison/Business of the

**Month, Denise Gies** - Three new business members were added: Feather Your Nest in Gresham, Aloha Sewing and Vacuum in Aloha, and Country Quilts (an online fabric shop) in North Plains. All three will also be vendors at the quilt show! Tickets for the Business of the Month raffles were nearly sold out in August and October with 246/250 tickets being sold both months between the online option and the cash sales at the meetings.

##### Challenge Quilts, Melody Burchyski

- Entry forms were handed out at the October meeting and the "Wheel" will be available at the November meeting along with entry forms. An article promoting the Challenge Quilt will appear in each *Patchword* through February. Challenge quilts are due at the February meeting and will be on display at the 2023 Quilt Show!

**Comforting Quilts, Sue Hatt** - Sue shared that a \$200 donation arrived from the grateful family of an organ donor.

##### Community Outreach, Maureen Orr

**Eldred** - The November 14th general meeting will be an in-person (not virtual) QOV sewing day. Five groups will each be working to create a quilt top; another group sewing presentation cases; and another group hand-sewing the bindings. Many members have RSVP'd their intent to come.

#### Regarding the general meeting:

Show & Tell, quilt blocks for the Raffle Quilt, the Challenge Quilt Wheel and entry forms, October UFO winner, November Block of the month winner, and the Volunteer clean-up signup will be available.

We are hoping for great participation from our membership.

All the stockings for the December project will be completed by the November meeting. There are still some pillowcases to be made and we will continue to collect items from the "Stuffers" list. Everything will be delivered by December 15 to the Salvation Army Veterans and Family Center in Beaverton and to an associated women's shelter.

#### Meeting Set Up/Clean Up, Joyce

**Swift** - Post-meeting clean up consists of 6 well-defined positions (3 vacuum + table reset + bathrooms + free table), each of which require approximately 10-20 minutes to complete. All supplies are provided. There is a sign-up chart available at each general meeting which covers the next several months so that volunteers can choose in advance what jobs and which dates are convenient for them. These are simple tasks which net large financial savings to NWQ. There are on-going openings to help out once, or monthly.

**Membership, Mary Fitzgibbons** - We currently have 13 business members and 222 general members. Business

*(Continued on page 16)*

## BOARD MEETING MINUTES - (continued)

members with personal listings are not included in the general membership count. For comparison, last year the count was 13 businesses, including Mill End that did not send us a check this year, and 218 general members.

### **New Member Program, Joyce Swift -**

The New Member Program is running smoothly, with a high number of new members (48). Monthly get-togethers continue to be held on the 3rd Saturday of each month (next meeting is 11/19 at Joyce Swift's home). These meetings are very casual, fun and informative for those attending (approximately 10-20% of new members); we always have room for more. The special guest for November is Denise Gies, who will talk about our 2023 Quilt Show.

### **Programs/Workshops, Evelyn Eason**

- Our speaker for December is Diane Murtha, giving a presentation called "License to Play". Diane has requested quilts to comment on and give suggestions to. Her website is [www.dianemurtha.com](http://www.dianemurtha.com). Her speaker fee is \$450.

Robbie of Save Stores is open to the idea of a workshop at his store for Singer Featherweights.

It may be scheduled in February because there will be a virtual retreat in January. Robbie has offered to do the workshop for free, but it was suggested that a nominal fee be charged to raise funds and we could offer Robbie half of the fee.

Joyce Swift brought up the idea of a suggestion box for future programs/speakers to be at the general meetings. Evelyn will put it together. Joan Spencer recommended getting Joe Cunningham as a speaker. Evelyn will look into it.

### **Quilt Show 2023, Denise Gies -**

We have a poster designed and waiting for a top-grade photo of the raffle quilt before it is reproduced to be sent to shops and vendors. Our featured quilter is Kathleen Swick, who was honored to accept the invitation when contacted. We have also had confirmation from the Sugiyama family regarding the retrospective of Yuki's work. The vendor contract is now on the website, and we have 5 confirmed vendors! A discount is available for those who pay for their booth in full by Dec. 9th. Registration forms will go live the first week of January with a deadline for entry of Feb. 10. We have placed a 1/4-page ad in the Dec/Jan *Country Register* and will repeat in the Feb/March issue. Plans are moving along!

### **Raffle Quilt 2024 - New York**

**Beauty, Denise Gies - Designer -** At the October general meeting 16 blocks were passed out. A nine person workgroup met on Oct 24 and completed the fabric selection for the remaining 25 blocks in a 6 hour work session.

These are ready to be passed out at the November and if necessary December general meetings. If needed, extra kits will be made, but being set on point, we believe we can make use of even a few errant blocks. A picture of the variety of blocks and colors was shown for inspiration. The blocks will be moved around for variety and color distribution when they are all returned. We are hoping to have the majority of blocks back by the January general meeting, so that we can commence with assembly and quilting.

### **Retreats, Barbara Mason and Traci**

**Kienberger -** The dates of the spring retreat have changed to March 27-30, 2023. The change gives us the opportunity to begin our retreat at 2:00 pm. Registration for that retreat will begin with the publication of the January *Patchword*. When following the treasurer's report, the retreat lines will continue to show a deficit this year because the receipts for the Summer retreat are all listed in the previous fiscal year and the debits for the retreat were listed in this fiscal year. There was a profit for the Summer retreat.

**Super Sale, Denise Gies -** I have compared my spreadsheet to Money Minder, and while we are waiting for 5 PayPal transactions to be redone due to a snafu, everything else seems to jive. It looks like once this final \$240 is transferred from PayPal, we will have a profit of \$2143.19.

(Continued on page 18)



## CHALLENGE QUILT

### Challenge Quilt – A Day at the Fair

Growing up in Pennsylvania Dutch country, a trip to the County Fair was an annual event. We visited every inch of the Fair: animals, cooking demonstrations, quilts, amusement rides, carnival rides and of course, the food. Funnel Cake was the big treat. This fried dough is made from a pancake-like batter and drizzled into hot oil using a funnel. I enjoyed watching these being made, entranced by the swirled pattern made by the batter. A dusting of powdered sugar is all that is needed to finish the confection. When my husband

and I moved to Oregon in 1975 we started attending the county and state fairs. I was thrilled to find a great replacement for funnel cake – Fry Bread!

Corn dogs, curly fries and cotton candy are favorite foods across the USA. Cheese curds are big in Wisconsin as are boiled peanuts in the South and Churros in the Southwest. Frozen bananas dipped in chocolate was a delicious treat at a fair in Hawaii. Deep fried foods have become a drawing card and range from fried pickles to fried Oreos to deep fried butter!

The sights, sounds, smells and tastes of a fair brings back so many memories of A Day at the Fair.

Daisy McDonald  
aka Melody Burchyski



### Northwest Quilters, Inc FY 2022 Financial Overview Report

#### Northwest Quilters Patchword Report - November 21, 2022

Budget Heading	Actual			Budget			
	In	Out	Net	In	Out	Net	More/-Less
Administration	\$643.87	-\$3,381.31	-\$2,737.44	\$35.00	-\$5,501.88	-\$5,466.88	\$2,729.44
Member Programs	\$10,391.40	-\$4,617.99	\$5,773.41	\$11,125.00	-\$3,795.00	\$7,330.00	-\$1,556.59
Workshops	-	-	-	-	-\$5,000.00	-\$5,000.00	\$5,000.00
Retreats	\$9,474.00	-\$13,175.21	-\$3,701.21	\$16,900.00	-\$16,050.00	\$850.00	-\$4,551.21
Quilt Show	\$892.50	-\$3,280.00	-\$2,387.50	\$31,050.00	-\$25,250.00	\$5,800.00	-\$8,187.50
Raffle Quilt	\$220.00	-\$107.71	\$112.29	\$2,000.00	-\$325.00	\$1,675.00	-\$1,562.71
Comforting Quilts	\$50.00	-\$3,663.05	-\$3,613.05	-	-\$7,000.00	-\$7,000.00	\$3,386.95
Community Outreach	\$350.00	-\$262.20	\$87.80	-	-\$500.00	-\$500.00	\$587.80
<b>Total</b>	<b>\$22,021.77</b>	<b>-\$28,487.47</b>	<b>-\$6,465.70</b>	<b>\$61,110.00</b>	<b>-\$63,421.88</b>	<b>-\$2,311.88</b>	<b>-\$4,153.82</b>

## BOARD MEETING MINUTES - (continued)

This accounts for 48.19 in Square fees from the sale, and the extra “After Sale Event” of selling the items at the October general meeting (\$192.25), the sale of the pair of vintage quilts on Facebook (\$100.00), and the check we received for the vintage hand crank sewing machine (\$150.00). While I do plan to bring the thread and a few items back to the December meeting (not Nov due to QOV sew day), we can either put that money into the general fund, like magazine sales, or into the sale.... either way I’m good with it. I am still working on getting rid of the fabric in the storage unit. Just having difficulty connecting with the folks who say they are interested. I also have a backup plan for the books if the non-profit sewing studio does not want them.

**UFO Challenge, Denise Gies** - Just 2 months to go for the 2022 calendar year. Linda Robinson is thinking of taking this on for 2023. I feel like the group that participated regularly enjoyed the challenge to finish up projects.

### Old Business

Joan Spencer shared a picture and reported on the progress of the banner quilt being made for Immanuel Lutheran Church as a thank you from NWQ for the use of the church for our general meetings. Joyce Swift, Paula Connell, and Joan Spencer are working on it.

### New Business

#### Virtual Retreat, Paula Connell -

Plans are being made for a Virtual Retreat on Jan. 27-29, 2023. A planning meeting was held this week consisting of Traci Kienberger, Debbie Phillips, Joan Spencer, and Paula Connell. Denise mentioned that other quilt groups have a fee for their virtual retreats and that we could too, considering there will be raffle prizes and that could be another fundraiser for NWQ.

**Possible Fundraiser, Denise Gies** (Kari Martinez has also suggested this) - At the Mt. Hood Guild’s Show last month, they had a basket of blue Bottle Drop fundraiser bags on their front information desk. If we open up a Bottle Drop fundraiser account, we can obtain blue bags with our own label on them. Members can pick up empty bags at meetings, and drop them off one or two at a time at a Bottle Drop Location near them when full. They can pass bags on to other family members as well. The only thing that someone would have to do is arrange to pick up the empty bags, attach our bar coded labels to each one, and set them out for others to pick up at general meetings. Each full bag could net the guild between \$7 and \$9, depending on the size of bottles and cans used to full it up. There is a \$25 upfront fee and a small fee for the bags, but it is one of those ways to make some

extra money with little time investment. Paula Connell offered to look into it.

Donation Jar near the Free Table, Denise Gies - Denise opened a discussion on having a donation jar near the Free Table. No obligation to donate, just a chance for members to contribute for what they are taking if they want to. Maureen Orr Eldred moved to put a donation jar by the Free Table at general meetings. Sue Hatt seconded the motion and it passed by a vote of 11 to 2. This will start at the December meeting.

The meeting was adjourned at 7:48 p.m.

Respectfully submitted,  
Jean Morado, Secretary

### NWQ Virtual Winter RETREAT 2023 “Sewed In” January 27-29

Friday 1:00pm-9:00pm, Saturday  
9:00am-9:00pm, Sunday 9:00am  
-2:00pm

Go to the NWQ website in the  
Members Only section to REGISTER.

Please join us for our 5th annual fun filled Virtual retreat. Free to all members. Registration is available on NWQ’s website in the Members only section. Come and go as you please. You can pick and choose which activities you wish to participate in or not. Quilting related games and prizes, plus at least two new tutorials for easy and fun sewing projects, breakaway chat rooms, daily show and tells and more. You won’t want to miss it! Updates in the January *Patchword*.

## BLOCK OF THE MONTH - December, Holiday Gift

### Due Date: December 12th meeting

Bring your completed block(s) to the December meeting, or if you won't be attending the meeting, email a picture of completed block(s) to [hinzeliz@yahoo.com](mailto:hinzeliz@yahoo.com) by the Sunday prior to the meeting.

### Fabric choices:

Ribbon - Solid Bright to match

Gift - Festive print

Background - Light

### Ribbon:

A - 3" x 3" Cut 1

B - 2" x 6 1/2" Cut 1

### Gift:

E - 3 3/4" x 6 1/2" Cut 2

### Background:

C - 2 1/2" x 2 1/2" Cut 2

D - 3" x 3" Cut 1

### Assemble:

Make half-square triangles: Place A and D squares right side together. Draw diagonal line. Sew scant 1/4" seam on both sides of diagonal. Cut along diagonal line. Open and press, then trim to 2 1/2" square.



Sew remaining pieces together following block diagram.

**Unfinished size: 8 1/2" x 10 1/2" quilt block.**

Call me Liz Hinze if have any questions 503-522-9867 (call or text) or email me at: [hinzeliz@yahoo.com](mailto:hinzeliz@yahoo.com)

### Basic Information about the Block of the Month Program:

If you choose to participate, make the block as described in the *Patchword*. Send a picture of your completed block or blocks to Liz Hinze via email or text or bring it to our in-person meeting December 12th. Your name will be put in a drawing - you will have one chance for every block you make. The winner is chosen during the general meeting. After the meeting, virtual participants are instructed to send their blocks to the winner. The winner gets to use the blocks to create something wonderful!





## BLOCK OF THE MONTH - January, Tree

### Due Date: January 9th meeting

Bring your completed block(s) to the January meeting, or if you won't be attending the meeting, email a picture of completed block(s) to [hinzeliz@yahoo.com](mailto:hinzeliz@yahoo.com) by the Sunday prior to the meeting.

### Fabric choices:

Tree - Any color you want

Trunk - Any color

Background - Light



**Tree Trunk:** 1 - cut large enough to cover more than 1/4 inch on all four sides

**Background:** 2 & 3 - larger on all four sides

**Tree:** 4 - Seven inch square

**Background:** 5 & 6 - six by 8 inches cut on diagonal

### Assemble:

Print off pattern onto paper. May want to darken the lines of tree. Glue or pin piece one to back of paper underneath section 1. Place piece 2 over top of piece 1 and sew from pattern side on the line. Trim seam to 1/4 inch, fold over and press. Repeat for other side of tree for piece 3. Trim seam to 1/4 inch, fold over and press. Lay piece 4 over top of 1, 2 and 3, sew on seam line. Trim seam to 1/4 inch, fold over and press. Place triangle 5 over tree 4. Make sure all corners are covered. Sew on seam line, trim seam to 1/4 inch, fold over and press. Do same for triangle 6. Iron entire block and trim to a very generous 1/4 inch around outside of block. DO NOT REMOVE PAPER.

YouTube Videos: [paperpiecingmadesimple](#) Quilting tutorial with Angela Walters  
[foundationpaperpiecinghowto](#) Connecting Threads  
[paperpiecingmadeeasytutorial](#) The Craft Gemini

Call me Liz Hinze if have any questions 503-522-9867 (call or text) or email me at: [hinzeliz@yahoo.com](mailto:hinzeliz@yahoo.com)

### Basic Information about the Block of the Month Program:

If you choose to participate, make the block as described in the *Patchword*. Send a picture of your completed block or blocks to Liz Hinz via email or text or bring it to our in-person meeting January 9th. Your name will be put in a drawing - you will have one chance for every block you make. The winner is chosen during the general meeting. After the meeting, the virtual participants are instructed to send their blocks to the winner to create something wonderful.

## NWQ BUSINESS MEMBERS - Fabric Stores and Services

---

### **Boersma's Sewing Center, Inc**

Long Arm Quilting Machines, Sewing  
Machines, Fabrics, and Notions

Mon-Fri 9 a.m. to 6 p.m.

Sat 9 a.m. to 5 p.m.

203 NE 3rd St, McMinnville, OR 97128-7397

(503) 472-4611, Toll Free 800-822-7397

jack@boersmas.com

www.boersmas.com

---

### **Blue Heron Quilts**

Home-Based: Fabric, Notions, Patterns, Books, Kits -  
by Appt Only

14420 NE Alton Ct

Portland, OR 97230

5039643488

blueheronquilts@aol.com

---

### **SAVE Stores**

Bernina, Brother, Baby Lock, Janome, Handi Quilter  
and Artistic Sewing Machines

open: Mon-Sat 10 a.m. to 5 p.m.

844-276-3286

www.savestores.com

### **Portland**

6701 SE Foster Rd, Portland, OR 97206

503-775-7283, Toll Free 844-276-3286

savestores@gmail.com

---

### **Feather Your Nest Quilt Store**

130 N Main Avenue

Gresham OR 97030

(971)220-0936

Feathered.Nest97030@gmail.com

FeatherYourNestQuiltStore.Com

Business Hours:

Tues-Saturday 11 a.m. to 4 p.m.

### **Montavilla Sewing Centers - 5 locations**

Retail Sewing Machines, Sewing Furniture,  
Sewing Machine Repair, Classes

Mon-Sat 10 a.m. to 5 p.m.

### **Portland**

8326 SE Stark St, Portland OR 97216-0487

503-254-7317

### **Portland Event Center**

2nd floor, Milwaukie Mill End Store

9701 SE McLoughlin Blvd, Portland OR 97222

Special Events Only

**Beaverton** in Mill End Store,

4955 SW Western Ave, Beaverton 97005

503-646-3000

### **Gresham**

971 Kelly Ave, Gresham 97030

503-661-2102

### **Lake Oswego**

429 1st St., Lake Oswego, Portland 97034

503-635-1353

---

### **Aloha Sewing and Vacuum**

7550 E Main St

Hillsboro OR 972213

(503) 649-6050

alohasewandvacuum@gmail.com

www.alohavacsew.com

Sewing Machines, Fabric, Classes

Mon-Fri 9 a.m. to 5 p.m.

Sat 9 a.m. to 4 p.m.




## NWQ BUSINESS MEMBERS

---

### **CYB Designs Longarm Studio**

Longarm Quilting  
By Appointment  
1511 D St NE  
Salem OR 97301  
(503) 559-8946  
[www.CYBDesigns.com](http://www.CYBDesigns.com)

---



### **Dancing Cat Design**

Quilting Classes/Lectures, Quilt & Embroidery  
patterns and pattern documenting services  
By Appointment  
PO Box 261, Oregon City, OR 97045-0016  
(503) 631-8806  
[Helene.m.knott@gmail.com](mailto:Helene.m.knott@gmail.com)  
[www.heleneknott.com](http://www.heleneknott.com)

---

### **Just Quilting - A Modern Longarm Studio**

Longarm Quilting M-F 9 a.m. to 5 p.m.  
2738 SE 15th Ave, Portland OR 97202  
(503) 234-0403  
[nancy@justquiltingpdx.com](mailto:nancy@justquiltingpdx.com)  
[justquiltingpdx.com](http://justquiltingpdx.com)

---

### **Feather Your Nest Quilt Shop**

130 N Main Ave  
Gresham OR 97030  
(971) 220-0936  
[featherednest97030@gmail.com](mailto:featherednest97030@gmail.com)  
[FeatherYourNestQuiltStore.com](http://FeatherYourNestQuiltStore.com)  
Tues-Sat 11a.m. - 4 p.m.

### **Marie's Custom Quilting**

Longarm Quilter and Teacher  
By Appointment  
59 NE 3rd St  
Gresham OR 97030  
(503) 481-5117  
[marieanderson0@hotmail.com](mailto:marieanderson0@hotmail.com)  
[www.mariescustomquilting.com](http://www.mariescustomquilting.com)

---

### **Moravec Family Quilting**

Longarm Quilter  
Tues – Sat 10 a.m. to 6 p.m.  
5288 SE El Centro Way  
Milwaukie OR 97267  
(319) 830-6911  
[jeanettemoravec@mac.com](mailto:jeanettemoravec@mac.com)

---

### **Looped Quilter - Longarm Quilting Studio**

Chris Batten  
[loopedquilting.com](http://loopedquilting.com)  
5711 SE Gaitgill Ct  
Portland, Or 97267  
[loopedquilting@gmail.com](mailto:loopedquilting@gmail.com)  
(541) 602-4223

---


### **The Country Quilt Shop**

10453 NW 292nd Ave  
North Plains OR 97133  
(503) 332-7678  
[jen@thecountryquiltshop.com](mailto:jen@thecountryquiltshop.com)  
[www.thecountryquiltshop.com](http://www.thecountryquiltshop.com)  
*E-COMMERCE fabric shop open 24/7  
via the Internet*



## BUSINESS OF THE MONTH

**Save Stores** is a family owned and operated business that has been around since the 1960s. They are located at 6701 SE Foster Rd in Portland. They offer many different types of sewing machines and vacuum cleaners, including the most reputable brands (over 5 different manufacturers), all in one location where you can compare the best brands in just one stop. They also have sergers and cover stitch machines. All as both new and used to fit your needs and budget. Their factory-trained techs will give your machines the spa treatment they demand to stay in tip-top working order for you. Need machine accessories? Some thread? Notions or inspiration? A vacuum cleaner to pick up those threads? Drop by the store. Check out their new website. Follow them on Facebook where they do some inspirational videos.



### SEWING MACHINES **SAVE STORES** VACUUM CLEANERS

6701 SE Foster Road Portland 97206  
(503) 775- 7283

Open Mon – Sat 10am – 5 pm

<https://savestores.com>

<https://www.facebook.com/savestores>

**For our Business of the Month Raffle**, Robbie has donated the Labor for a full Sewing Machine Service. Valued up to \$350.00, you can take any machine from a featherweight to a long arm in and they will give it a good going through. (Parts are extra.) We will sell 250 tickets total. Tickets cost \$1 each or 6 tickets for \$5.00. Tickets will be available online until the day prior to our meeting. We will cut off the online sales at 6 pm on Sunday, Dec. 11. The remaining tickets left, up to the 250th ticket, will then be available for sale at the General meeting on Dec. 12.



## Volunteers needed

Our guild is run by volunteers and could use some additional people with technical experience to help us make sure we continue to operate our website and also our meetings and to make sure some of our current volunteers don't experience burn out!

One of the areas is to help Jane Ratcliff with our website. This volunteer will need to have some web design and production experience. They would also need to have a computer running Windows 11 as well as Word and Adobe Acrobat DC and be proficient in using those programs. Interested? Need more information? Contact [Jane](#).


Another area in which Jane could use some assistance is to work with our presenters prior to the general meeting. Most of the speakers are familiar with Zoom, but not Meet, so we have been scheduling a meeting with the person



generally a day or two prior to the general meeting to go over how to use Meet to do their presentation. This doesn't require a lot of technical knowledge but does require some familiarity with Meet and the ability to do some troubleshooting. Again, contact [Jane](#) for more information or if interested.

The third area in which help is needed is to be our 'projector person' at the general meetings. Bob Eldred has been doing a super job but could use another person to help out and to become familiar with the job for times when he cannot be at the meeting. They would have to have an updated laptop that has a large enough processor to be able to hook up to the projector and log into the virtual meeting. They need to have Windows 11 preferably, and at minimum Windows 10 that's been kept updated. If you are willing to consider helping in this very important role, please contact [Bob](#).

In summary - we could use some help! If you feel like you can be a person to do so, please contact Paula Connell or one of the people mentioned above! These are some good opportunities to make a difference in helping things run smoothly without having to spend a lot of time.



### Men and Women's Favorite colors

- Blue is the most popular color for men and women alike.
- Despite popular belief, pink isn't a favorite color for women.
- Orange, brown, and yellow are the most unpopular colors for both men and women.
- Men generally prefer bright, contrasting colors, while women prefer softer colors.



# QOV Sew Day







NorthwestQuilters, Inc.  
PO Box 82158  
Portland, OR 97282

### **BOARD MEETING**

**Monday, December 5, 6:30 p.m.**

Virtual Meeting

link found on Members Only webpage

### **GENERAL MEETING**

**Monday, December 12, 7:00 p.m.** (opens at 6:30 p.m.)

**In-person Meeting and Virtual**

Immanuel Lutheran Church

7810 SE 15th Ave, Portland, OR

### **COMFORTING QUILTS**

**Dec. 7, 9:30 a.m. to 2 p.m. Workdays**

Mill End Store - Upstairs

9701 McLoughlin Blvd., Milwaukie OR



**Thank You!**

Send your photos in to  
[dlmurtha2018@gmail.com](mailto:dlmurtha2018@gmail.com)  
before the December 12  
meeting to get a new  
perspective.