

A MESSAGE FROM THE PRESIDENT

Hard to believe we are starting a new year again! January is a time to think about the year ahead, to do some planning and make resolutions. It is also National Get Organized Month!

I am planning on participating in this next UFO Challenge, so I need to do some organizing and find those projects that have just not gotten done - or even started - so that I can end the year feeling great about getting quilting works actually done. My stash is growing and I am running out of room, so I need to do some purging and organizing in my craft/sewing area to make space and rearrange what I have. I will likely find more UFOs while doing that.

Since I am still a relatively new quilter, there are lots of techniques I have yet to try. Last year, my resolution was to learn foundation paper piecing. I have done a bit of this technique, and even made a block for our New York Beauty raffle quilt. (We still have more blocks to be made. You can pick up kits at our January meeting if you are interested.) One of my UFOs for 2023 is a project with FPP. My resolution this year is to learn to use rulers in machine quilting. A great way to gain proficiency is to make quilts for Comforting Quilts. I get to practice while producing something meaningful. What a win-win situation!

January is also Get a Balanced Life Month. So I need to remember to balance my life by spending time doing other things, including physical activities to keep me in good shape. Spending time with family and friends is important to me to stay balanced emotionally. I also hope to do more traveling this year to help me feel more connected to nature and the world (also a chance to visit quilt shops in other places!).

What are your plans for this next year? Do you have any hopes for the guild that you would like to share? Feel free to contact me via email, phone call or text. Also, if you have tips for using rulers, let me know!

Paula Connell, President

JANUARY PROGRAM:

Michele Crawford of Flower Box Quilts will be our featured speaker for the General Membership meeting. She is a quilt teacher with classes taught at the International Quilt Festival in Houston and in Branson.

She will be teaching at the AQS in Daytona Beach in February.

She loves scrappy quilts and her presentation is titled "Just Cut the Scrap!" She loves to have fun putting colors and fabrics together in the design process. Please bring your scrappy quilts for Show and Tell as she would like to see them

and see how others use their scraps. Her website is www.flowerboxquilts.com. Check her out and join us on January 9th!

Evelyn Eason, Program Coordinator

BOARD MESSAGE

Covid Policy Changes

At the NWQ Board meeting in December, we did our periodic revisit of the policy of requiring Covid vaccinations. We decided to no longer require vaccinations to attend our guild meetings. Of course, we encourage you to wear masks while in attendance if you are feeling unwell, have potentially been exposed, or if you are more comfortable doing so. Also, we are continuing our hybrid format for the meetings, so attending virtually is another way to stay protected.

.....

The **Baker Cabin Historical Society** invites anyone interested in antique quilts to an informal unveiling of two quilts. One is an Umbrella Girl/Parasol Lady Friendship quilt top from 1936 and another from the mid-1800's, possibly an Oregon Trail quilt. Come see them on January 14, 2023, at 2:00 pm at the Pioneer Church in Carver

Free Table

The Free Table is still ... free! At our meeting in December, we started with placing a bucket at the Free Table for donations. The Board thought this might be a good way to get a little more money for the guild. Sometimes you find a real treasure at the table or just the right pieces of fabric in that color you have been searching for. If you have found a real prize and you feel motivated to donate some money in appreciation, you now have a ready way to do so. But do not feel obligated, as everything on the table is still free!

.....

located on Hattan Road. A full presentation after appraisal and more information gathered on April 8. More information will be shared closer to that date. Please call me, Evelyn Eason at 281-658-8296 if you have any questions.



Small Quilt Raffle by Joyce Reyman

The small quilts turned in for our 2020 show have been tucked away in a quiet, secluded corner of my sewing room. Despite these ideal conditions, the quilts have failed to multiply. In order to have a good selection for our 2023 show, please consider making a small quilt for the raffle. They can be turned in to me at our general meetings in January and February. If you are unable to attend the meetings, I will also be at the Monday QOV sew days on January 2 and 30 and February 27. These are held at Maureen Orr Eldred's and Bob Eldred's house. I'm there between 10:00 and 2:00.

NORTHWEST QUILTERS PASSWORD - For "Members Only" Webpage

There is a "Members Only" area on the NWQ website for current NWQ members. It contains an archive of the *ePatchwords*, BOM archive, Member roster, forms and more. Go to the homepage,

<https://www.northwestquilters.org/>
Click on the link "Members Only" on the main menu.
On the "Members Only" page, click on the "Log In" link and, in the prompt box, enter this Password:

Stashbuster23
(Password as of August 1.)
If you have any problems logging in, email the webmaster, Jane Ratcliff
jratcliff@northwestquilters.org

COMFORTING QUILTS

During December, we donated 550 quilts to 3 agencies, which has taken our total donations for the first half of Northwest Quilters 2022-23 year to 1,942 quilts. Thank you to everyone who has helped in this effort whether by piecing a top, sewing a complete quilt, or giving fabric to Comforting Quilts.

Most of the 550 quilts that went out last month were for **Portland Fire and Rescue's Toy and Joy Program**. Every year we enjoy seeing Dean Johnston and some firefighters at our December general meeting; they come to pick up our final contribution of the year to their annual program that gathers toys for disadvantaged children. Our final numbers for 2022 are 1,759 doll quilts and 202 infant quilts.

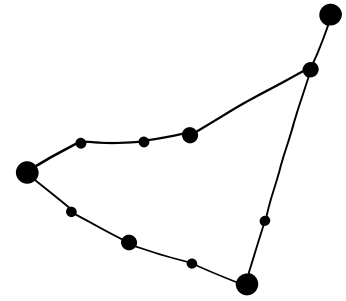
We kept 21 volunteers busy on the monthly workday, either designing kits or helping with all the stages that prepare a quilt to be tied. Our next workday will be Wednesday January 4th, and everyone is welcome. Details of location and timing are in the Roster. Please be aware that the guild follows Portland Public Schools' closures for inclement weather: no school means no workday.

Currently our greatest need is for throw and lap quilts. We especially need the lap size as our complete inventory went out in December, shared between Maryville Nursing Home and Nursing Home Ministries.

Maryville is a rehabilitative and intermediate care facility in Beaverton with 181 beds, including 16 for memory care; more information is available at www.maryville.care. To learn about NHM, go to www.nursinghomeministries.com, an organization that was incorporated in Oregon but now has chaplains in 15 states.

Remember that it is never too early to use your smaller pieces of fabric making doll quilts for Christmas 2023, and infant quilts, those 36-inch square, comforting quilts that are needed throughout the year.

Sue Hatt
nwqsuehatt@gmail.com



Quilter's Horoscope

Capricorn - December 22 and January 20

When shopping for fabric it is always wise to take a Capricorn, as they are very good at calculating the required amount needed for patterns. Being prudent and practical they will not overestimate the quantity needed and therefore are cost effective to have along, especially if you are on a budget. They are also extremely organized and disciplined. They take as much care in the storage of their stash as they do in the quality of their work. They see themselves as sensible and perform a regular clear out of supplies and materials. They are not the type to hoard anything and do not own more than one type of any tool. Of course, their restraint is what causes them to take an inordinate amount of time in the planning stage of a project, which they feel is of vital importance to the outcome of the finished product.

Pauline Rogers



Quilt Show! March 10 & 11, 2023

9 am - 4 pm both days

Come Join in the Fun!

- ▶▶▶ Featured Quilter: Kathleen Swick
- ▶▶▶ Over 300 Quilts on Display ▶▶▶ Vendor Mall
- ▶▶▶ Gift Boutique ▶▶▶ Build a Block for Kids
- ▶▶▶ Free Demonstrations ▶▶▶ Quilts for Sale
- ▶▶▶ Daily Gift Basket ▶▶▶ Small Quilt Raffle
- ▶▶▶ Treasure Hunt for the "Young at Heart"
- ▶▶▶ A Retrospective of Yuki Sugiyama's work

More information on our website:
www.northwestquilters.org

- New Venue -
Westside Commons

801 NE 34th Avenue
Hillsboro, OR 97124

\$10 Admission Children under 12 FREE

PROUDLY SPONSORED BY



"Moonlight Rose" 80 x 80
Design by Helene Knott
Quilting by Marie Anderson
Our 2023 Raffle Quilt

QUILT SHOW NEWS!

Quilt Show

March 10 & 11, 2023

As of the 20th of December, we have 21 committed vendors, and there are several who are waiting to make their deposit until the first of the year. You can see the whole list of current vendors in a couple of ways.

The first is to go to our webpage. There is a tab at the top for “Festival of Quilts”, and one of the pages is a “vendors” page. Jane Ratcliff has created clickable links when you click on the vendors’ logos. This link will take you to their webpage, so you can check out the types of items and services they have.


[Vendor page on our website.](#)

We are also building a “Vendor Mall Parade” on Facebook. We have an Event page built, and if you click on the “discussion” tab, there is a posting for each of our vendors

there. I will continue to add vendors to both locations as they continue to join us!

[Facebook Event Page for 46th Festival of Quilts.](#)

One way that you can really help us spread the word, is to “Like” and “Share” any post you see on either Facebook or Instagram that is related to our 46th Festival of Quilts! I will post one of our vendors on our Facebook page about every 1-2 days. The “stories” live for 24 hours, so it makes sense to keep them up and fresh every day or so.



Our 2022 UFO Challenge

Congratulations to Kathleen Schmidt! She was our randomly drawn participant at the December meeting.

I would like to thank everyone who participated in this challenge in 2022. I hope you had some fun and inspiration as you worked to complete some projects that you had tucked away.

I am working on my list of UFOs for the 2023 UFO Challenge which is being led by Linda Robinson, and my list is getting a bit shorter, but it is still more than 12 items!



What is on your list to complete in 2023?

NWQ Board

President: Paula Connell
President@northwestquilters.org
Vice President: Joan Spencer
Vicepresident@northwestquilters.org
Secretary: Jean Morado
Secretary@northwestquilters.org

Patchword Editor: Jane Ratcliff
Jratcliff@northwestquilters.org
Treasurer: Sandy Murphy
Treasurer@northwestquilters.org

BUSINESS OF THE MONTH

Our Business of the Month for January is Chris Batten of Looped Quilting Studio.

Chris started piecing about 15 years ago and has been quilting for others for approximately 5 years. She specializes in edge-to-edge designs and has an extensive catalog of pantographs to choose from to finish your quilt. Her current pricing is 2.5 cents per square inch.

It is exciting that she has 2 quilts that have been accepted into Quilt-Con 2023 in Atlanta this coming February. She also works with 4 different designers to quilt their tops, which results in beautiful quilts for marketing. It must be fun to see new and exciting patterns and fabrics as they roll out before others get to see them.

Chris joined Northwest Quilters last August and is eager to meet and make friendships within our guild. Her studio is located in their home, which is in Milwaukie off McLaughlin Blvd in the Rex Putnam area.



Chris grew up in Wisconsin and moved to the Portland area about 20 years ago. When not quilting, she enjoys gardening, paddleboarding and spending time with her husband and two children, ages 7 and 10, who keep her busy.



For our Business of the Month Raffle, Chris is donating 2 (two) \$50 gift certificates for the quilting of your choice. She will also offer a 10% off coupon code "NWQ"



2024 RAFFLE QUILT

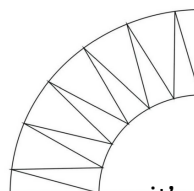
New York Beauty Our 2024 Raffle Quilt

The blocks that came back at the December meeting were exciting to see! This is going to be a gorgeous quilt!

We still need to have about 20 blocks stitched so that we can assemble the quilt for the final stages. We will have block kits at the January meeting, so if you missed getting one earlier,

it's not too late! PS... it's ok to stitch more than 1 block.

You can still join this work group by contacting Denise Gies.



NEW MEMBER PROGRAM


NWQ New Member meetings continue to be held monthly, typically mid-day on the 3rd Saturday of each month, 12 noon – 2:00 pm, and include a potluck salad bar lunch. Please mark your calendars with the next 3 meetings dates:

January 21st (at Joyce Swift's home – address in roster)

February 18th

March 18th

I tip my hat to the 5 (of 7) people who attended their very first new member meeting in December. It can sometimes feel a bit intimidating to walk into a room of strangers. But luckily, thanks to the friendly conversation, delicious pot-luck lunch and conviviality, there were many smiles and no more strangers by the time everyone left. Jo Narimatsu, Ann Bain and Jeanette Moravec each won a door prize! To the newbies who've not yet attended one of these monthly get-togethers: there is always room for more. Please join us next month!



Basic Information about the NWQ New Member Program:

This signature program focuses on members during the first 12 months of membership to welcome, orient, and help integrate new members into NWQ. New Members are offered 1) dedicated seating at the "New Member Table" at NWQ General Meetings and 2) monthly, informal, small group meetings which focus on friendship and information about our guild. NWQ committee chairs are often invited to be a guest speaker and describe their activities. Established members are invited to attend these get-togethers as a means of getting to know and supporting our newest members. New members are eligible to win a door prize(s). Questions? Contact New Member Program Coordinator Joyce Swift (503) 887-7766

DID YOU KNOW?

The most expensive quilt ever sold was a Civil War-era piece purchased for \$254,000 in 1991—the equivalent of \$470,230 in 2018 dollars.



Please change Eileen White's address in the general membership section of your roster, as well as her business address.

CYB Designs
10535 NW Flotoma Drive
Portland, OR 97229
www.CYBdesigns.com
(503) 559-8946
eileen@cybdesigns.com

NEW MEMBER

Please welcome new member:
Ann Bain
1635 Diamond Peak Ct NW
Salem OR 97304
(503) 327-5507
beachgirlquilting@gmail.com

Welcome back to:
Donna Noling
P.O. Box 22022
Milwaukie, OR 97269
(503) 758-9292
noling2018@comcast.net

NEW YEARS BLOWOUT!



Bernina Kaffe 770 QE
Starting at \$120 per month

**Handi Quilter
Longarm Moxie**
Starting at \$85 per month
New w/ FREE delivery



**Baby Lock
Triumph**

*Starting at \$110
per month*

*Thank you for
making us your December
Business of the Month!*



Janome 9450

Starting at \$70 per month



Northwest Quilters Members Only

Save \$30 OFF any Full Service

Expires
1/31/2023



JANOME At your side **brother** **BERNINA**

SEWING MACHINES
SAVE STORES
VACUUM CLEANERS
Since 1960


6701 SE Foster Rd, Portland
503 775-7283
Hours: Monday-Saturday 10:00-5:00

www.SaveStores.com

MONTAVILLA

SEWING CENTERS

- Est. 1949 -



JANUARY CLEARANCE!

Up to 60% OFF Through January 31!

Upcoming Special Events at Montavilla



StitchWise: Clever Quilting

In this half-day event, you will gain hands-on experience with Longarm quilting using the Bernina Q-Series sit-down longarm quilting machines. You will learn free-motion techniques, Rulerwork, Echo Quilting and more. You'll gain confidence in quilting while discovering first-hand what makes quilting on a BERNINA Q Series machine so special. \$29.95.

BERNINA
StitchWise:
CLEVER QUILTING



Lake Oswego - March 8, 9am - 1pm

Lake Oswego - March 8, 2pm - 6pm

Beaverton - March 10, 9am - 1pm

Beaverton - March 10, 2pm - 6pm

StitchWise: Q-Matic Discovery

In this hands-on event, you will discover just how easy quilting can be with the BERNINA Q-matic. Learn how to quilt your quilts quickly with the edge to edge quilting. Then explore custom quilting for squares, triangles, borders and more. Even when your squares are not perfectly square, Q-matic makes it a cinch to quilt to fit. \$29.95.



BERNINA
StitchWise:
Q-MATIC DISCOVERY



Lake Oswego - March 9, 2pm - 6pm

Beaverton - March 11, 2pm - 6pm

Sign up at www.montavillasewing.com, or by contacting one of our locations.

MONTAVILLA

SEWING CENTERS

- Est. 1949 -



Portland

503-254-7317
8326 SE Stark
Portland, 97216

Sew much better.

Beaverton

503-619-6619
4955 SW Western
Beaverton, 97005

1-800-854-1430

Lake Oswego

503-635-1353
429 1st Street
L.O., 97034

Gresham

503-661-2102
971 NE Kelly
Gresham, 97030

www.montavillasewing.com

Event Center

Not a retail location.
9701 SE McLoughlin
Portland 97222

GENERAL MEETING MINUTES - DECEMBER 12, 2022

Northwest Quilters General Meeting - Monday, December 12, 2022

The hybrid meeting was called to order at 7:00 p.m. by President Paula Connell. She welcomed all members as well as guests and new members. There were 6 guests present. Paula shared that today was Gingerbread House and Poinsettia Day.

Announcements: Paula Connell

Vaccinations: Paula announced that the NWQ Board recently voted to not require vaccinations in order to attend our meetings.

Free Table: Paula reminded everyone that the free table is still free. If you choose to make a donation, there will be a jar on the table.

Speaker: Evelyn Eason - Evelyn introduced our speaker, Diane Murtha. Diane gave an interesting talk, "License to Play", in which she encouraged quilters to get comfortable with making changes in their quilting in order to make it their own. She gave examples of changes quilters could make such as changing

color, size, arrangements, embellishments, and design. For more information visit her website at dianeLmurtha.com.

Committee Reports:

Comforting Quilts: Sue Hatt - Sue thanked everyone who has made and donated quilts for Comforting Quilts and emphasized that every size is needed. There is also a need for people to tie quilts. The next workday is January 4, and everyone is welcome. If Portland schools are closed due to inclement weather, there will be no workday.

She introduced Dean Johnston who thanked the guild for the quilts made for Portland Fire and Rescue's Toy and Joy program that has been helping families in the Portland area since 1914. They presently serve 2,933 families and over 14,000 kids. Several firefighters were also present to accept 60 infant quilts and 420 doll quilts, which took our 2022 total donation to 1,759 doll and 202 infant quilts. Judy Dow contributed a large donation of soft toys and other gifts from her car club for the Toy and Joy program.

Programs: Evelyn Eason - Evelyn announced that there would be information about the May speaker and workshop in the January *Patchword*. There will also be a Featherweight Workshop with Robbie from SAVE Stores in February. If you have any ideas for future speakers/programs there is a suggestion box is on the back table.

Community Outreach: Maureen Orr Eldred - Maureen thanked everyone for their donations of stockings, pillowcases and stocking stuffers for the Beaverton area Veterans and Family Center. These will be delivered on December 15.

Business of the Month: Denise Gies - The Business of the Month is SAVE Stores. For this month's raffle, they are donating a full service on a sewing machine with a 1-year warranty on labor. The raffle winner was Debbie Phillips. Robbie also donated 4 prizes at the meeting which were won by Maureen Orr Eldred, Michael Scott, Melody Burchyski, and Margo Turney.

(Continued on page 12)



JANUARY BIRTHDAYS



Mary Lindstrom 2
Mary Nelson 4
Wanda Jo Wolcott 6
Dianne McRae 7
Helen Clark 8
Linda Durkin 8
Sara Nussbaumer 8
Susan Rivard 8
Anton Haas, Jr. 10
Linda Millenbach 11
Lawanna Dailey 13
Jeanette Gent 14
Holly Hicks 14
Pam Clifford 16
Mary Lambert 16
Kelly Richardson 16
Karen Jacobson 17
Gunnel Seitz 20
Adrian Katz 20
Janice Healy 21
Nancy Lindquist 24
Denise Gies 26
Nikki Schoeffel 26
Susan Ramsey 28
Michelle Harrison 29
Pam Russell 29
Jean Harley 30


In-Person Workshops are coming in 2023!

The first workshop will be “*Featherweight Care and Maintenance*” with **Robbie of SAVE Stores** on Foster Road. He has a classroom at the store with room for up to 20 participants. Cost, date and time to be arranged for the latter part of February after our General Membership meeting.



It is so exciting to have in-person workshops again! Please contact me to get on the list for either or both workshops. I will have more details by the general membership meeting in January.

Evelyn Eason, Program Coordinator



The next workshop will be on June 13 by **Katie Pederson of Sew Katie Did**. She will be coming down from Seattle to speak at our June meeting on Quilting Modern on Monday evening and present her workshop, “Improvitational Triangles” the following morning at the Immanuel Lutheran Church for up to 30 participants.



GENERAL MEETING MINUTES (continued)

Quilt Show 2023: Denise Gies - Plans are progressing for the Quilt Show being held on March 10 and 11, 2023 at the Wingspan Event Center in Hillsboro. There is an ad in the *Country Register* and presently there are 17 paid vendors. Registration for quilts will be in the January *Patchword*.

Quilt Show Boutique: Kathy Anderson - Kathy reminded members that she is collecting items to be sold at the Quilt Show. Patterns and more information are available in the *Patchword*.

Raffle quilt: Carrie Perkins- Tickets for the raffle quilt were on sale at the meeting.

Retreat Information: Joan Spencer
Joan encouraged members to register on the member website for the Virtual Retreat on January 27-29. Information about the in-person retreat in March will be in the *Patchword*.

Raffle Quilt 2024: Kits for blocks were available at the meeting.

BOM Drawing: Liz Hinze - Sandy Murphy won 20 blocks for the December Block of the Month. The January Block of the Month, "Tree", was on display. Patterns are in the *Patchword*.

Show & Tell: – There were 11 beautiful quilts shared for Show and Tell.

UFO: Denise Gies - Kathleen Schmidt was the winner of the November UFO.

Door Prizes: Deidre Meaney - This meeting's door prizes were won by Paula Connell, Jean Morado and Joyce Taylor Wood.

The next general meeting will be Monday, January 9, 2023. The meeting was adjourned by Paula Connell at 9:10 p.m.

Respectfully submitted,
Jean Morado, Secretary



Dean, head of Toy and Joy Program



Dean, Sue H. and Paula C.



December Block of the Month



Cindy G. and Cheryl K. getting ready for Toy and Joy Pickup



January Block of the Month

COMMUNITY OUTREACH

We are so grateful to every member of Northwest Quilters (and many non-member friends) who made our Stocking Project successful. On December 15th, we were able to deliver 152 handmade stockings, 80 handmade pillow cases, and several boxes of stuffers to the Salvation Army Veterans & Family Center in Beaverton. The stuffers included 116 pair of men's socks; 77 pair of women's and children's socks; one large bag of toiletries; two boxes of snacks and drink packages; one box and two bags of games, books, toys, and art supplies; and one box of homemade gifts. All of that was only possible because of your generosity and perseverance. I'm particularly thankful to everyone who kept helping until it was done -- whether it was more stockings or more pillowcases or more crew socks and snacks, you are appreciated! Thank you to those who searched their



Bob Eldred delivered stockings, stuffers, and pillowcases to the Beaverton Salvation Army Veterans & Family Center on December 15th.

stash for sports/hunting/fishing/camping/nature/other "masculine" fabrics for men's pillowcases, and to the many people who said "oh, I'll make up those kits!" Special thanks to **Polly** and **Rick Sprague** and **Bob Eldred**, who sewed a couple dozen pillowcases in the last few days, and to **Bob** for moving all those boxes!

Quilts of Valor:

At least two of the tops we started at our November 14th meeting are complete QOVs! We have been quite busy awarding Quilts of Valor lately, but we still have many veterans on our list. Thanks to all those who faithfully created QOVs during the lock-down days of Covid, we have enough quilts to fulfill that list. We are grateful that we continue to get new requests and we also continue to make new quilts. I read that there are just under 260,000 US Military veterans in Oregon as of September 2022 (Statista.com). We awarded QOVs to 65 of them so far this year; it appears we will not be short of projects to fill our time and our propensity to sew red, white, and blue quilts!

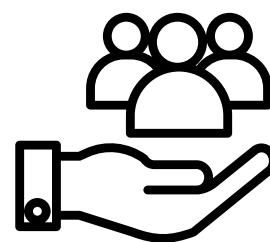
Because Christmas was on the last Sunday of the month this year, our December QOV Sew Days have been moved to early January (Monday, January 2nd, and Tuesday, January 3rd). At the end of the month, official January QOV Sew Days will be on the last Monday, the 30th, and the Tuesday that follows, January 31st. We meet from 10:00 - 3:00 pm, pre-registration required.

That will be a really busy week, as the QOV Foundation's annual National Sew Day is always on the first Saturday of February, so we will be sewing again all day on February 4th - a relaxed but productive day whether you sew at home or schedule in to join us at our home.

Traditionally, we've had many people join us on this day even though they aren't able to sew with us on our regular Monday/Tuesday dates. If you are interested in taking part, please contact me before the end of January. Our regular February monthly QOV Sew Days will be on February 27th and 28th.

If you are interested in sewing QOV blocks or assembling a kit, please let me know. Special thanks to **Charel Walker**, **Betty Moore**, and **Jan Fleming** for turning in QOV tops in December; to **Jo Ann Janes**, **Carol Hull**, and **Charel Walker** for turning in completed QOVs; and to **Jane Ratcliff** and **Tom Korn** for long-arming. Each one of your contributions is essential!

-- Maureen Orr Eldred,
moequilts2@gmail.com 503-706-5064 cell; 503-646-5970 home





Quilts of Valor Presentations



On December 21st, we joined a large family group to honor Robert O., a US Army veteran who served 1965-1967 in Vietnam and Stateside. Shown here with his wife and daughters, Robert was nominated by Maria Fenstermaker, who also pieced and bound his quilt and helped to award it. The quilt was long-armed by Jane Ratcliff.



We were so privileged to award her QOV to Josephine D., a 102-year-old WWII veteran of the US Army Nurses Corps. She served in the Rhineland, European Theater, 115th Evacuation Hospital 1944-1945. Many family members gathered to celebrate the occasion. Her quilt was made by ViAnn Austin, Jane Ratcliff, and Maria Fenstermaker.



It was our privilege to award his QOV to Robert L., a US Marine Corps veteran of Vietnam 1968-1970. He was a Radio Operator and a Forward Observer with the 9th Marines, called "The Walking Dead". He is pictured here (center) with (from left) fellow veteran Bob Eldred, friend Gloria, daughter Amanda, Maureen Orr Eldred, and friend Rick. His quilt was made by Paradise Island Quilters and Tom Korn.

We were honored to award his Quilt of Valor to Michael J., a US Marine Corps veteran 1970-1972, who served in Okinawa and Stateside as a Rifleman and as a Marksmanship Training instructor. He is shown here with his wife (far right). His Nominator and fellow veteran, William R. (center right) traveled from Port Orchard with his wife to participate in the award ceremony. His quilt was pieced by 9 NWQ members, led by Olivia Brown, and quilted by Jane Ratcliff.





On December 9th, a group of family and friends gathered to honor David L., who served 42 years in the US Navy, the US Army, and the Oregon Army National Guard. He served on 3 Navy ships in the Vietnam Conflict, then all over the world,

including Germany, Belgium, Luxembourg, France, and within the US and its territories. Dave was awarded a QOV made by fellow veteran Tom Korn.

Bob Eldred awarded a QOV on December 9th to Raymond S., a US Marine Corps veteran 1962-1965. Ray entered the Corps at age 17 and served in an 81mm Mortar Company in Japan, The Philippines, Korea, Okinawa, and Alaska. His quilt was completed by Don and Kay Lange and Barbara Curran.



We were privileged to award his Quilt of Valor to Army LtC Art L., who served 1995-2015 in Ordnance and Military Intelligence. His assignments took him to Germany, Bosnia, 4 tours in Iraq, and several US states. He organized the project Iraqi Bundles of Love in

conjunction with Ramadan 2009 and 2011, putting 40,000 pounds of sewing/quilting/knitting supplies into the hands of mostly Iraqi women. He is shown here with his daughter, Katja, and his wife, Kristin. Fellow veteran Bob Eldred made his quilt, which was quilted by Jane Ratcliff.

BOARD MEETING MINUTES - December 5, 2022

NWQ Board Meeting - Monday, December 5, 2022

The virtual meeting was called to order at 6:33 p.m. by Paula Connell, President. Present: Paula Connell, Joan Spencer, Sandy Murphy, Jean Morado, Denise Gies, Liz Hinze, Sue Hatt, Maureen Orr Eldred, Mary Nelson, Joyce Swift, Mary Fitzgibbons, Evelyn Eason, Barbara Mason, Traci Kienberger, Dawn Sharafi, and Jane Ratcliff.

Budget: Microphone/Speaker System: Barbara Mason reported that she had contacted Camp Tilikum to inquire whether they had a microphone available to use at retreats. The camp does not have a microphone available to use because theirs was stolen. No other reports on purchasing one.

Virtual Retreat: Paula Connell, It was decided by the committee that there would be no charge for the Virtual Retreat in January. It is limited to members only.

Standing Committee Reports:

Business Liaison/Business of the Month, Denise Gies - December's Business of the Month is SAVE Stores. Tickets are on sale on the NWQ website for labor on a sewing machine service.

Challenge Quilts, Melody Burchyski

- Twenty-five people have already picked up entry forms for the "A Day at the Fair" challenge.

Community Outreach, Maureen Orr Eldred

- We had a good QOV Sew Day at the November general meeting. At least one of the quilts pieced that day is being longarmed at this point. We are grateful for the support of so many of our members. We will be collecting the last of the pillowcases and stocking stuffers at our December meeting and will deliver everything to the Salvation Army Veterans & Family Center on December 15th. We have had several new participants in the QOV monthly sew days and also in independent sewing for QOV. We appreciate the help of both new and established members.

Membership, Mary Fitzgibbons

- General membership stands at 225 and we have 12 business members. The spreadsheet showing potential volunteer interest has been updated. Starting January 1, there will be a 1/2 year new membership fee of \$20. In 2022, this resulted in seven permanent members. There will also be a "Quilt Show" special member rate of \$40 that would include the 2023-24 membership year as well as April - June 2023 following the quilt show.

New Member Program, Joyce Swift

- The New Member Program is running smoothly. Nothing new to report.

Programs/Workshops, Evelyn Eason

- Michele Crawford of Flowerbox Quilts in Spokane will present "Just Cut the Scrap" at our January meeting. She has received the \$100 deposit and we are awaiting her signed contract. Evelyn is waiting to hear from Julie Silber, an appraiser and antique quilt expert, to confirm speaking at our February or March meeting, if the evening hour in February isn't good for her. Her talk will be "Keep Them in Stitches", about humor in quilts. Evelyn is waiting to hear from Robbie of SAVE Stores to do a Featherweight work shop in February after our general membership meeting. Thanks to Mary Fitzgibbons for the names of members who showed an interest in Programs and Workshops. Evelyn will contact them and see if any are interested in taking over for her in 2023-24.

Quilt Show 2023, Denise Gies - We have a poster designed and a slightly different version of it in bookmarks. Thank you to Mary Fitzgibbons for suggesting that parking be noted on the poster. Bookmarks will be available on the tables at next week's meeting. We will begin sending out posters and bookmarks so that guilds and shops have them in early January. Carrie had a fantastic picture of the raffle quilt. The vendor contract is now on the website and we have 10 confirmed vendors! A discount is offered for those who pay for their booth in full

(Continued on page 16)

BOARD MEETING MINUTES - (continued)

by December 9th. Registration forms will go live the first week of January with a deadline for entry of February 10. Denise is working on an Instagram post that will feature a different vendor when posted closer to the show. Plans are moving along! We will hold a virtual meeting soon. Emails to committee members will go out this week.

Raffle Quilt 2023 Ticket Sales, Carrie Perkins - We had \$50 in sales in November and December. We are also in need of a volunteer who will be making contacts for places to take our quilt for shows and guild meetings.

Raffle Quilt 2024 - New York

Beauty, Denise Gies - More blocks will be available for pickup at the December meeting.

Retreats, Barbara Mason, Traci Kienberger - Plans for the Virtual Retreat on January 27-29 are going well and a registration form has been posted online. Committee members for the Virtual Retreat are Traci Kienberger, Debbie Phillips, Joan Spencer, and Paula Connell. The spring retreat will be held March 27-30. See the *Patchword* for more information.

Super Sale, Denise Gies - The snafu of those few vendor payments has been taken care of. All paid within a day or two of being notified. Denise will have a few "Sale goes on" items at the December meeting.

UFO Challenge, Denise Gies - It was fun to see what folks finished up this year. Denise now passes the baton to Linda Robinson for 2023.

Old Business:

Covid vaccination policy: The Covid vaccination policy was reviewed and discussed. Mary Fitzgibbons moved to continue to require vaccinations at general meetings. Mary Nelson seconded the motion. It did not pass by a vote of 6-9. Vaccinations for COVID-19 are no longer required to attend our meetings. This will take effect at the January 2023 meeting.

New Business:

In Memoriam: A \$50 donation will be made to Latimer Quilt & Textile Museum in memory of Sylvia Gray.

Mystery Quilt Group: Denise Gies will be seeing if there is any interest in a small group that is working on Bonnie Hunter's mystery quilt, "Chilhowie." She will announce it at Show & Tell. Meeting format to be determined. This will have no financial impact on the guild.

Raffle Quilt 2023: A discussion was held on creating more opportunities for publicity and sales for our raffle quilt. Suggestions were made to show it at quilt shops, libraries, holiday bazaars, and/or senior centers. Paula Connell will share these with Lori Stephens who is the

raffle quilt travel agent. The meeting was adjourned at 7:18 p.m.

Respectfully submitted, Jean Morado,
Secretary

Retreat

First thing on your
retreat list -
Register early!



The Spring Retreat registration is now open on the website. For guild members only during the month of January. It will be open to the public in February so you will want to register early!

CHALLENGE QUILT

Challenge Quilt – A Day at the Fair

The amusement rides at any Fair attract a lot of attention. Since they tower above the rest of the Fair, everyone can see them from miles away. The flashing lights, the moving parts and even the music just says FUN. Although many new types of rides can be found, the traditional rides are still a regular part of the Midway section of every Fair. Rides like Chair-O-Planes, Merry-Go-Round, and of course



the Ferris Wheel are some of the traditional rides you can expect to see at most fair and summer events. Our daughter's first ride was a colorful boat "floating" and circling. I can still see the amazement in her eyes! She loves amusement rides to this day.

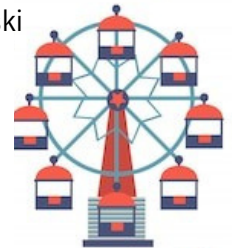
Do you enjoy amusement rides? Do you remember your first ride? Is the midway your first stop when you visit the fair?

Portland is home to a well-known amusement ride company, Funtastic. Since 1971, this company has provided rides and games for Oregon and Washington fairs and events. Their 15-acre winter quarters are at 108th and Powell in



southeast Portland. Over 3 million people visit Funtastic Travelling Shows each season! There is still time to enter the Challenge Quilt Project! Just send an email or call and you will receive an entry form with all the specifics. A quick spin of the "wheel" will reveal what flower to include your quilt!

Daisy McDonald
aka Melody Burchyski



Northwest Quilters, Inc FY 2022 Financial Overview Report

Northwest Quilters Patchword Report - December 8, 2022

| Budget Heading | Actual | | | Budget | | | More/-Less |
|--------------------|-------------|--------------|-------------|-------------|--------------|-------------|-------------|
| | In | Out | Net | In | Out | Net | |
| Administration | \$671.96 | -\$3,969.66 | -\$3,297.70 | \$35.00 | -\$5,501.88 | -\$5,466.88 | \$2,169.18 |
| Member Programs | \$10,601.40 | -\$4,717.99 | \$5,883.41 | \$11,125.00 | -\$3,795.00 | \$7,330.00 | -\$1,446.59 |
| Workshops | - | - | - | - | -\$5,000.00 | -\$5,000.00 | \$5,000.00 |
| Retreats | \$9,474.00 | -\$13,175.21 | -\$3,701.21 | \$16,900.00 | -\$16,050.00 | \$850.00 | -\$4,551.21 |
| Quilt Show | \$1,362.50 | -\$3,280.00 | -\$1,917.50 | \$31,050.00 | -\$25,250.00 | \$5,800.00 | -\$7,717.50 |
| Raffle Quilt | \$270.00 | -\$107.71 | \$162.29 | \$2,000.00 | -\$325.00 | \$1,675.00 | -\$1,512.71 |
| Comforting Quilts | \$250.00 | -\$3,663.05 | -\$3,413.05 | - | -\$7,000.00 | -\$7,000.00 | \$3,586.95 |
| Community Outreach | \$350.00 | -\$262.20 | \$87.80 | - | -\$500.00 | -\$500.00 | \$587.80 |
| Total | \$22,979.86 | -\$29,175.82 | -\$6,195.96 | \$61,110.00 | -\$63,421.88 | -\$2,311.88 | -\$3,884.08 |

Northwest Quilters' Spring Retreat – March 27-30, 2023

Time to register for the Northwest Quilters' Spring Retreat at Tilikum Retreat Center on Monday, March 27 to Thursday, March 30. No worries about the spring warm weather as each room is equipped with a window air conditioner and all work rooms have AC and fans. Attendance is limited to 32 to ensure a lower level bed for everyone and plenty of space in the work rooms.

Tilikum Retreat Center is just five miles outside of Newberg, Oregon in a beautiful location with comfortable accommodations, great food, and a very caring staff. The 92 acre campus is surrounded by vineyards and hazelnut orchards. Tilikum grounds offer hiking trails and the retreat center offers great summer vistas from many locations.

There are two retreat options: (1) Arrive at 2:00 p.m. on Monday, March 27. Fee for this option is \$280.00. Included are 8 meals, Monday dinner, a full breakfast, plus lunch and dinner on Tuesday and Wednesday, and brunch on Thursday. (2) Arrive Tuesday, March 28, after lunch for a fee of \$245.00. Included are 5 meals: Tuesday dinner, all meals on Wednesday, and brunch on Thursday). Whichever option you chose, a great time begins when you arrive with your high spirits ready for a fun filled productive time.

Bed linens, pillows, and towels are provided by Camp Tilikum. Extra blankets are available. Other items you need to bring: your project(s), sewing machine, sewing supplies, and to make your room more personal, one of your favorite quilts. Quilt cutting mats, irons, ironing stations will be available.

NWQ's retreats offer enriching experiences and we welcome your participation! For additional information contact:

Barbara Mason at denbarmas@hotmail.com or 760-977-1128 or Traci Kienberger at Traci@mac.com or 503-312-6777.

Keep the top portion for your information

Northwest Quilters' 2023 Spring Retreat Registration Form

Name _____ Telephone _____

E-Mail _____ Address _____

Do you have a preferred room at Tilikum? _____ Late night quilter? _____ Early riser? _____

Down Stairs Rooms are at a premium. Those with mobility issues will be accommodated first. Please let us know your needs. Most rooms sleep two and several sleep three, please name preferred roommate(s).

☐ **This is my First Retreat with NWQ's.** ☐ **I will bring a sewing table or design wall that takes additional space.** ☐ **I will be hand sewing only.** ☐ **If available, I would like a private room at the additional cost of \$65. This option must be arranged in advance of arrival.**

If you are a vegetarian or have food sensitivities, there will be a charge of \$8 for special diet payable to Northwest Quilters. I have special dietary needs: yes _____; no _____. Tilikum has instituted a new form for gathering information about dietary needs. Please contact Barbara as noted above if you have any questions about special diets. You will be provided with a link to the on-line form that must be completed by the March 10 deadline for final payments.

_____ I will arrive on Monday, March 27 after 2:00 p.m. and stay through Thursday, March 30 until 12:00 p.m. for a fee of \$280.00.

_____ I will arrive on Tuesday, March 28 after 12:30 p.m. and stay through Thursday, March 30 until 12:00 p.m. for a fee of \$245.00

Early registrations are helpful in planning as NWQ's retreats are planned with limited resources. Registrations will be accepted on a first come/first serve basis for a maximum of 32 participants. A minimum deposit of \$75.00 is required with a completed registration form with any balance owed due by March 5. Refunds, minus a \$10.00 handling fee, will NOT be given after March 5 and ONLY if your reservation can be filled. All retreat materials will be distributed via e-mail, UNLESS you include a self-addressed post-paid business-sized (4" X 9") envelope along with your registration. **We need to have a minimum of 15 participants.**

To reserve your spot:

You may register on-line at the NWQ website

or

**Mail a check for the \$75.00 deposit, made payable to NWQ to:
Barbara Mason 17007 SE Tong Rd., Damascus, OR 97089**

BLOCK OF THE MONTH - January, Tree

Due Date: January 9th meeting

Bring your completed block(s) to the January meeting, or if you won't be attending the meeting, email a picture of completed block(s) to hinzeliz@yahoo.com by the Sunday prior to the meeting.

Fabric choices:

- Tree - Any color you want
- Trunk - Any color
- Background - Light



Tree Trunk: 1 - cut large enough to cover more than 1/4 inch on all four sides

Background: 2 & 3 - larger on all four sides

Tree: 4 - Seven inch square

Background: 5 & 6 - six by 8 inches cut on diagonal

Assemble:

Print off pattern onto paper. May want to darken the lines of tree. Glue or pin piece one to back of paper underneath section 1. Place piece 2 over top of piece 1 and sew from pattern side on the line. Trim seam to 1/4 inch, fold over and press. Repeat for other side of tree for piece 3. Trim seam to 1/4 inch, fold over and press. Lay piece 4 over top of 1, 2 and 3, sew on seam line. Trim seam to 1/4 inch, fold over and press. Place triangle 5 over tree 4. Make sure all corners are covered. Sew on seam line, trim seam to 1/4 inch, fold over and press. Do same for triangle 6. Iron entire block and trim to a very generous 1/4 inch around outside of block. DO NOT REMOVE PAPER.

YouTube Videos: [paperpiecingmadesimple](https://www.youtube.com/watch?v=...) Quilting tutorial with Angela Walters
[foundationpaperpiecinghowto](https://www.youtube.com/watch?v=...) Connecting Threads
[paperpiecingmadeeasytutorial](https://www.youtube.com/watch?v=...) The Craft Gemini

Call me Liz Hinze if have any questions 503-522-9867 (call or text) or email me at: hinzeliz@yahoo.com

Basic Information about the Block of the Month Program:

If you choose to participate, make the block as described in the *Patchword*. Send a picture of your completed block or blocks to Liz Hinz via email or text or bring it to our in-person meeting January 9th. Your name will be put in a drawing - you will have one chance for every block you make. The winner is chosen during the general meeting. After the meeting, the virtual participants are instructed to send their blocks to the winner to create something wonderful.

BLOCK OF THE MONTH - February, Basic Heart

Due Date: February 13th meeting

Bring your completed block(s) to the January meeting, or if you won't be attending the meeting, email a picture of completed block(s) to hinzeliz@yahoo.com by the Sunday prior to the meeting.

Fabric Requirements

Background fabric (light)


Heart fabric (pink and blue in diagram)

Cutting Instructions

- Background $6\frac{1}{2}$ " x $6\frac{1}{2}$ " (Qty. 2)
- Background 2" x 2" (Qty. 4)
- Print $6\frac{1}{2}$ " x $6\frac{1}{2}$ " (Qty. 2)
- Solid color (pink in diagram) $6\frac{1}{2}$ " x $6\frac{1}{2}$ " (Qty. 2)

Notes:

- Take one $6\frac{1}{2}$ " background square and one $6\frac{1}{2}$ " print square and sew diagonally right sides together. Trim $\frac{1}{4}$ " from seam line. Press.
- Take one $6\frac{1}{2}$ " background square and one $6\frac{1}{2}$ " solid square and sew diagonally right sides together. Trim $\frac{1}{4}$ " from seam line. Press.
- Take one $6\frac{1}{2}$ " print square and sew two 2" x 2" background squares in each of the upper corners. Trim and press.
- Take one $6\frac{1}{2}$ " solid square and sew two 2" x 2" background squares in each of the upper corners. Trim and press.
- Assemble the block according to the diagram. Connect top two quadrants. Connect bottom two quadrants. Then connect top half to bottom half.



Unfinished size: $12\frac{1}{2}$ " x $12\frac{1}{2}$ " quilt block.

This block and instructions came with permission from Sherry McGill of "Lessons Learnt" at: <https://www.youtube.com/watch?v=Yik6qLjZD4w&list=PLS0g6-6HYAWmfMTfv2fASDJhU3hg1ZbE0&index=2>

Call me - Liz Hinz if have any questions 503-522-9867 (call or text) or email me at: hinzeliz@yahoo.com

NWQ BUSINESS MEMBERS - Fabric Stores and Services

Boersma's Sewing Center, Inc

Long Arm Quilting Machines, Sewing
Machines, Fabrics, and Notions

Mon-Fri 9 a.m. to 6 p.m.

Sat 9 a.m. to 5 p.m.

203 NE 3rd St, McMinnville, OR 97128-7397

(503) 472-4611, Toll Free 800-822-7397

jack@boersmas.com

www.boersmas.com

Blue Heron Quilts

Home-Based: Fabric, Notions, Patterns, Books, Kits -
by Appt Only

14420 NE Alton Ct

Portland, OR 97230

5039643488

blueheronquilts@aol.com

SAVE Stores

Bernina, Brother, Baby Lock, Janome, Handi Quilter
and Artistic Sewing Machines

open: Mon-Sat 10 a.m. to 5 p.m.

844-276-3286

www.savestores.com

Portland

6701 SE Foster Rd, Portland, OR 97206

503-775-7283, Toll Free 844-276-3286

savestores@gmail.com

Feather Your Nest Quilt Store

130 N Main Avenue

Gresham OR 97030

(971)220-0936

Feathered.Nest97030@gmail.com

FeatherYourNestQuiltStore.Com

Business Hours:

Tues-Saturday 11 a.m. to 4 p.m.

Montavilla Sewing Centers - 5 locations

Retail Sewing Machines, Sewing Furniture,
Sewing Machine Repair, Classes

Mon-Sat 10 a.m. to 5 p.m.

Portland

8326 SE Stark St, Portland OR 97216-0487

503-254-7317

Portland Event Center

2nd floor, Milwaukie Mill End Store

9701 SE McLoughlin Blvd, Portland OR 97222

Special Events Only

Beaverton in Mill End Store,

4955 SW Western Ave, Beaverton 97005

503-646-3000

Gresham

971 Kelly Ave, Gresham 97030

503-661-2102

Lake Oswego

429 1st St., Lake Oswego, Portland 97034

503-635-1353

Aloha Sewing and Vacuum

7550 E Main St

Hillsboro OR 972213

(503) 649-6050

alohasewandvacuum@gmail.com

www.alohavacsew.com

Sewing Machines, Fabric, Classes

Mon-Fri 9 a.m. to 5 p.m.


Sat 9 a.m. to 4 p.m.



NWQ BUSINESS MEMBERS

CYB Designs Longarm Studio

Longarm Quilting
By Appointment
10535 NW Flotoma Drive
Portland, OR 97229
(503) 559-8946
www.CYBDesigns.com
eileen@cybdesigns.com



Dancing Cat Design

Quilting Classes/Lectures, Quilt & Embroidery
patterns and pattern documenting services
By Appointment
PO Box 261, Oregon City, OR 97045-0016
(503) 631-8806
Helene.m.knott@gmail.com
www.heleneknott.com

Just Quilting - A Modern Longarm Studio

Longarm Quilting M-F 9 a.m. to 5 p.m.
2738 SE 15th Ave, Portland OR 97202
(503) 234-0403
nancy@justquiltingpdx.com
justquiltingpdx.com

Feather Your Nest Quilt Shop

130 N Main Ave
Gresham OR 97030
(971) 220-0936
featherednest97030@gmail.com
FeatherYourNestQuiltStore.com
Tues-Sat 11a.m. - 4 p.m.

Marie's Custom Quilting

Longarm Quilter and Teacher
By Appointment
59 NE 3rd St
Gresham OR 97030
(503) 481-5117
marieanderson0@hotmail.com
www.mariescustomquilting.com

Moravec Family Quilting


Longarm Quilter
Tues – Sat 10 a.m. to 6 p.m.
5288 SE El Centro Way
Milwaukie OR 97267
(319) 830-6911
jeanettemoravec@mac.com

Looped Quilter - Longarm Quilting Studio

Chris Batten
loopedquilting.com
5711 SE Gaitgill Ct
Portland, Or 97267
loopedquilting@gmail.com
(541) 602-4223

The Country Quilt Shop

10453 NW 292nd Ave
North Plains OR 97133
(503) 332-7678
jen@thecountryquiltshop.com
www.thecountryquiltshop.com
*E-COMMERCE fabric shop open 24/7
via the Internet*



NWQ Virtual Winter Retreat 2023 “Sewed In” January 27th - 29th

Friday 1:00pm - 9:00pm, Saturday 9:00am - 9:00pm,
Sunday 9:00am - 2:00pm

**Go to the NWQ Website in the Members Only section to
Register.**

This is a Google Meets Platform

Please join us for our annual fun filled Virtual Retreat.
Free to all members. Registration is available on NWQ's website in the
Members Only section.

Come & Go as you please!

You can pick and choose which activities you wish to participate in or not.


Four Fun Tutorials for easy & fun sewing projects.

Daily show and tells.

You won't want to miss it!

In January look for the schedule & materials lists in
the Members Only Section.

It will be a “Sewin Good time”



NWQ Spring Retreat March 27-30, 2023

Come join fellow NWQ quilters at our first in-person 2023 Spring Retreat at Camp Tilikum, located near Newberg, OR. Registration for this retreat is now open for members only during the month of January. Because there has been great interest expressed in this retreat, early registration is suggested. Two changes are being made for this spring retreat. First, the price for using the Camp Tilikum facilities has increased. Second, we are able to begin our retreat earlier (2 pm) by moving our start date to Monday.

Retreaters will have a chance to quilt to your heart's delight and new retreaters will have the chance to meet new quilting friends. We have several fun activities planned for this retreat. Camp Tilikum has a 92 acre campus set in a beautiful rural area near vineyards and hazelnut orchards. The dedicated staff follows all OSHA and county guidelines, giving us a safe and sanitary environment.

The cost for the retreat is \$280 (Monday - Thursday) for a wonderful place to quilt and have three great meals a day prepared by a friendly staff. A second option is to arrive Tuesday after lunch to Thursday, at a cost of \$245. Those requesting single rooms will be charged an additional \$65. The registration form for this spring quilting retreat appears in this *Patchword* with further details.

You may mail the form on page 19 to Barbara Mason or register on our [website](http://www.camptilikum.org). If you have never been to Camp Tilikum and want to see the beautiful setting, visit their website, camptilikum.org. Please contact me if you have any questions or concerns. The registration deadline for the spring retreat is March 5.

Barbara Mason,
denbarmas@hotmail.com or (760) 977-1128.

Traci Kienberger, traci@mac.com or (503) 312-6777.

Ready to Start the 2023 UFO Challenge?

Most quilters have a few UFO projects (UnFinished Objects) lying around – or, like me, they have a lot of them. You know the ones – the tops that are pieced but not yet quilted, or that were set aside to meet a deadline on another project, or that were put in “time out” because you found the pattern to be confusing or frustrating. We’re hoping the UFO Challenge will motivate you to complete these projects!

Here’s how the UFO Challenge will work in 2023:

1. Go through your stacks, bins, closets. Locate projects started at least a year ago but not yet complete.

They can be big or small, just started or nearly finished. Select the ones you want to complete in 2023 – up to 12 of them. If you don’t have 12, that’s okay, too. Work with what you’ve got.

2. Randomly assign a number to each UFO, a number from 1 to 12. Take a photo of each one, including the number assigned to it. Keep these handy; they are your “before” picture. One of the images below shows my UFO list.

3. Each month a number from 1 to 12 will be drawn randomly and posted in the *Patchword*. This determines which UFO you will work on that month. For example, the random number for January is “9”. My #9 is a panel quilt I finished piecing at the first NWQ retreat I attended, shortly after joining the guild in 2019. It will go to the Comforting Quilts program as soon as it is sandwiched, quilted and bound. Here’s a copy of my UFO list:

| ID # | UFO # | Month | Project Name/Description | Year Done | Month Done | Before Photo | After Photo | Size | For Whom | Status |
|-------|--------|-------|--------------------------------|-----------|------------|--------------|-------------|-------|----------|--------|
| Q-121 | NWQ-01 | -- | Welland in Pink & Green 1 | | | x | | Queen | Keep | UFO |
| Q-122 | NWQ-02 | -- | Wishy 2 | | | x | | Baby | NWQ | UFO |
| Q-126 | NWQ-03 | -- | Scrappy Farm 1 | | | x | | Inf | Keep | UFO |
| Q-128 | NWQ-04 | -- | Window/ Eagle Scoring 1 | | | x | | Wall | Keep | UFO |
| Q-128 | NWQ-05 | -- | Discourse 1 | | | x | | Baby | NWQ | UFO |
| Q-119 | NWQ-06 | -- | Mountain Bikes & Skateboards 1 | | | x | | Throw | FuGG | UFO |
| Q-128 | NWQ-07 | -- | Musical Critters 3 | | | x | | Baby | NWQ | UFO |
| Q-203 | NWQ-08 | -- | Ballerina Bubbles 2 | | | x | | Baby | NWQ | UFO |
| Q-129 | NWQ-09 | Jan | Untamed Horses 1 | | | x | | Crib | NWQ | UFO |
| Q-791 | NWQ-10 | -- | Blue/Red Scrappy 2 | | | x | | Quilt | NWQ | UFO |
| Q-132 | NWQ-11 | -- | Red & Tan 1 | | | x | | Throw | NWQ | UFO |
| Q-181 | NWQ-12 | -- | Eagle Needlepoint 1 | | | x | | Wall | Keep | UFO |

(Continued on page 26)

2023 UFO CHALLENGE (continued)

4. When the project is finished, take an “after” photo. Send that photo, along with the “before” photo you took earlier, to me by email. While the goal is to finish the project by the end of the month, this year the challenge allows a little more time; the deadline is the end of the following month. For example, the deadline for the January UFO (your #9 project) is February 28, 2023.

5. At the end of the challenge (in early 2024), there will be a random drawing for prizes. For every UFO completed and submitted before its deadline, the maker earns one entry in the drawing. Theoretically, each of you could have up to 12 entries, depending on your number of finishes.

NOTE: Your project does not have to be completed exactly like you originally planned. Perhaps you “go with” the blocks you’ve already completed and make it an infant quilt instead of the larger one you meant to make. Or you decide to add sashing or leave it out. Or you take part of it and incorporate it into a different quilt altogether.

What doesn’t count as a finish? Giving away the partially finished project, putting it on the FREE table, or tossing it into the trash!

If you have questions, please contact me.



Linda Robinson

lrobinspdx@comcast.net

Attention - Bonnie Hunter Mystery Lovers!

If you love a Bonnie Hunter Mystery as much as I do, we are of kindred spirits. I’m looking to start a small group of Bonnie Hunter fans who would want to lean on each other for support, fabric exchanges and celebrations as we complete the various steps and challenges of working on Bonnie’s masterpieces. Then I would like us to have our finished quilts hung together in our quilt shows. This current mystery would be hung in our 2024 show. I know I won’t have it ready for 2023, as I still haven’t quilted the 2021 mystery yet.

Drop me an email or see me at the January meeting. We may have a final clue by then, but most likely there will be plenty of us who are still working our way through at least one if not all the clues.



A Bonnie Hunter pattern


We can then make a plan for when and how we will meet.

Denise Gies -

scrapphappydenise@gmail.com



More Bonnie Hunter patterns





NorthwestQuilters, Inc.
PO Box 82158
Portland, OR 97282

BOARD MEETING

Monday, January 2, 6:30 p.m.

Virtual Meeting

link found on Members Only webpage

GENERAL MEETING

Monday, January 9, 9:30 a.m. (opens at 8:45 a.m.)

In-person Meeting and Virtual

Immanuel Lutheran Church

7810 SE 15th Ave, Portland, OR

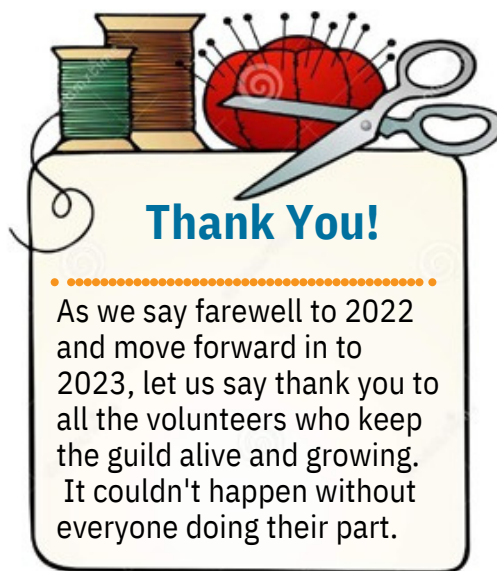
COMFORTING QUILTS

Jan. 4, 9:30 a.m. to 2 p.m. Workday

Mill End Store - Upstairs

9701 McLoughlin Blvd., Milwaukie OR

Visit the website: Northwestquilters.org



Thank You!

As we say farewell to 2022 and move forward in to 2023, let us say thank you to all the volunteers who keep the guild alive and growing. It couldn't happen without everyone doing their part.