


Patchword

March 2021



Northwest Quilters, Inc. • PO Box 82158 Portland OR 97282 • 503-765-5910

A MESSAGE FROM THE PRESIDENT

It seems a bit odd, as March approaches, that we are not in the midst of the usual flurry of activity around our Quilt Show. By now, I'm usually beginning to sort through the quilt categories to begin planning a floor layout, volunteers are being assigned time slots, and pipe and drape is being ordered. We are all trying to get those final bindings and sleeves attached to the entries we completed in December and January, and the programs are being written and edited for printing.

Our guild has been presenting an annual quilt show since the mid-1970s when Northwest Quilters was one of the first quilt guilds in the Portland Metro Area. It's one of our traditions.

I am so looking forward to the time when we can gather en masse, to view beautiful quilts in person, enjoy the community of quilters from the area, and view new items in a vendor mall. But, the general public is just not

ready to meet in large gatherings or to take a chance at getting too close to others, while looking up close at a beautiful quilt.

Holding off for a year was the right decision for our guild at the time we made it last fall. There are so many people and projects involved to pulling off a great show, and going through the motions again this year, then having to cancel at the last minute was not an option that members of the Quilt Show Committee felt was in the best interest of the guild. Thanks to all members who responded to our survey about that.

Keep making quilts for 2022! We will have one awesome show next Spring!

I am, however, in awe at how we have managed to keep many of our traditional activities going, even if they have been adapted and re-adapted to fit healthy guidelines and technology. Just a few to mention include Comfort-

ing Quilts, Quilts of Valor, retreats, guest speakers and even a Virtual Workshop.

We have even added a couple of new activities for members to participate in that may just stay around when this pandemic is over. Thursday evening Stitch N Chats and Saturday Stash-buster Sew Days give some members who are not able to attend meetings the opportunity to connect with other quilters.

Keep your chin up! Don't lose focus on the prize of being healthy and making our way through this. I can only imagine what it was like during the Spanish Flu of 1918, with folks isolated on farms, with no way to communicate with loved ones except via a handwritten letter. No phones, no television, no Netflix, and no Zoom to keep in touch.

Denise
*"When Life Gives You Scraps...
Make a Quilt"*

MARCH PROGRAM - Linda Martin-Mill "The Reluctant Quilter"

I am a wife, mother of 2 adult daughters, soon to be a grandmother in April, RN, Patient Advocate and Patient Experience Manager for Capital Health in Hopewell NJ. I started quilting

in 2001 and belong to Newtown Quilters Guild, Hopewell Valley Arts Council and several sewing bees. The pandemic took a horrific toll on me and I am forever grateful that I reluctantly learned

to quilt. It has been a refuge, a source of joy and giving back. I am looking forward to speaking about that reluctant journey and I hope to inspire you to try some new things.

GENERAL MEETING TIME CHANGE! - Monday 8th in the Evening

Notice the Time Change!

Link up to our virtual meeting via Google Meets. The link is on the website, and it is also sent to you via email prior to the meeting.

Log in and social time at 6:30 pm.

Meeting starts at 7:00 pm sharp.

If you have some Show & Tell to share, send a photo and short description to Mary Fitzgibbons,

maryfitzgibbons@gmail.com. She will get you added into the slide deck. We love to see what everyone is working on.

COMFORTING QUILTS

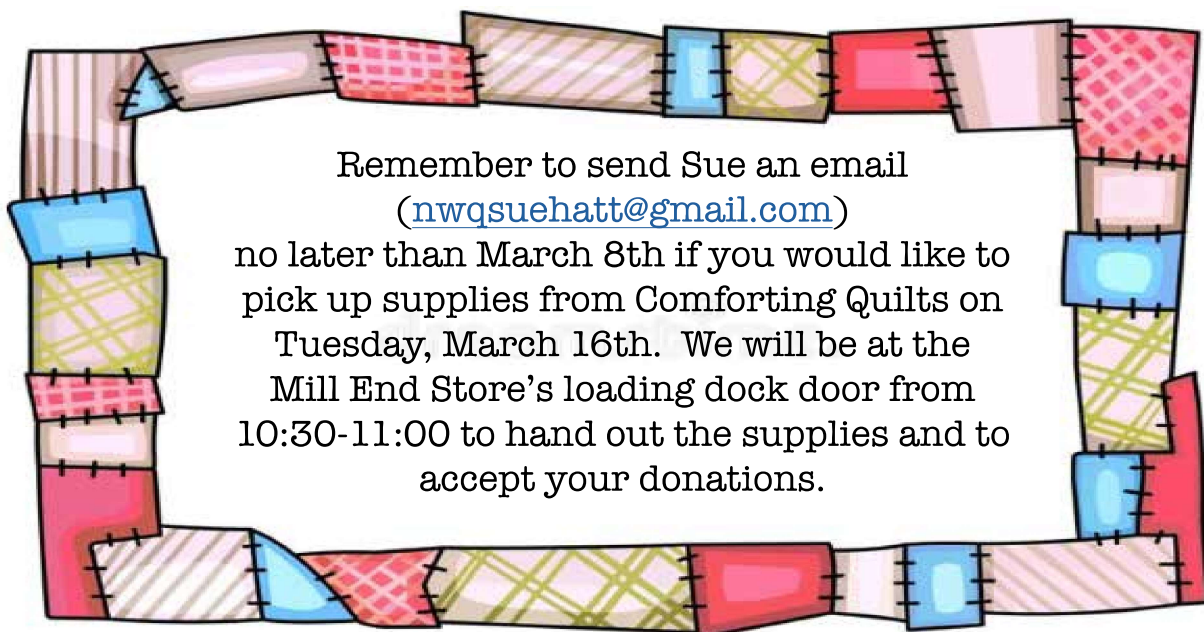
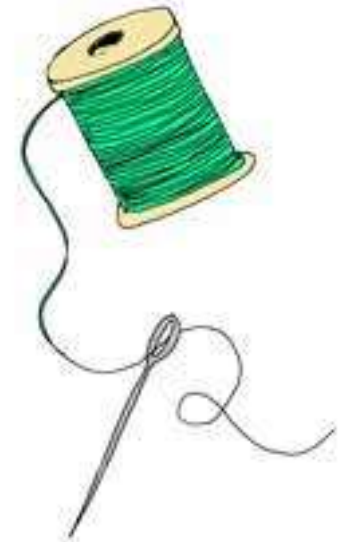
The February curbside drop-off and pick up was very successful. There were 230 items were turned in: 6 crib, 18 lap, 13 adult throw, 12 youth throw, 4 twin, 140 doll, 36 infant quilts and 1 pillowcase. Thank you to everyone and we especially appreciate the number of completed quilts that were turned in as we cannot hold workdays to process tops as this time. Our current need is for lap size quilts.

The March curbside service will be held on Tuesday, March 16 from 10:30 to 11:00 am. If you want supplies such as batting, backings or kits, you must notify Sue Hatt by Monday March 8. Please check the web site for further details.

Thank you letters have been received from Maryville Nursing Home (lap quilts for wheelchair patients) and from the Pacific Northwest Transplant Bank (lap quilts for the families of six patients who donated a total of 24 organs).

Recipient highlight: Habitat for Humanity is a unique organization – each Habitat homebuyer invests several hundred hours of “sweat equity” building their home alongside volunteers and participates in homeownership education classes. When construction is complete, they pay an affordable mortgage, which is invested back into the program to build more

homes. Children moving into their new homes receive a NWQ quilt.



Northwest Quilters Members Only SAVE \$30 Off any Full Service

Expires 3/31/2021

20% Off All Sewing & Embroidery Machines

At your side.
brother

JANOME

Reliability by Design

Expires 3/13/2021

BERNINA
made to create

baby lock

FOR THE LOVE OF SEWING

Featuring Bernina

Most precise machines on the market.

The last sewing machine company with a factory in Europe (Switzerland)



Expires 3/13/2021



Long Arms

March 1-13 Special

FREE Delivery & Set-up
Savings up to \$2,000

Join the Air-Thread Revolution!

Sergers love quilters and quilters love sergers

Special Savings on All Air-Thread Sergers thru March 13th



Koala
studios
Fine Sewing Furniture Custom Built in America

HORN
of America
COLLECTION

TA/LORMADE

30% Off All Floor Model Cabinets

NWQ members **FREE** custom insert
with cabinet purchases

Up to a \$200 value

Expires 3/13/2021

SEWING MACHINES
SAVE STORES
VACUUM CLEANERS
Since 1960

WWW.SAVESTORES.COM

PORTLAND
6701 SE Foster Rd
503-775-7283
Mon-Sat 10-5

OREGON CITY
1900 McLoughlin Blvd, Ste 80
503-655-4414
Temporarily Closed

COMMUNITY OUTREACH COMMITTEE

Thanks to the enthusiastic supporters who joined us at the virtual Quilts of Valor National Sew Day on February 6th. We learned once again that “virtual gatherings” have their own unique challenges, no matter the organization, even the national Quilts of Valor Foundation. Having worked through most of those challenges as a guild during the past year, our local day was pretty mellow. (And perhaps not quite so local -- we had members reporting in and sewing from Pennsylvania and Oklahoma.) Twenty-two of us gathered throughout the day, from 9:00am until after 6:00pm, with attendance pretty steadily at 12 to 15 at any one point. Yes, we really missed being physically together as we used to be, but it was great to be together in a virtual sense. We didn't have our usual potluck, but we did have door prizes, won by **Jane Ratcliff**, **Deidre Meaney**, **Helene Knott**, **Bob Eldred**, **Janet Franco**, and **Phyllis Barker**.

We will do it again next year, on the first Saturday of February, and maybe it will get to look a lot like National Sew Day BC (Before COVID). We should continue with a virtual element, though, so our

distant members can still sew along!

At the request of several of those who attended on February 6th, we held our regular monthly QOV Sew Day on February 22nd, the last Monday of the month. Naturally it was virtual and it was very low-key, but we accomplished quite a lot of patriotic sewing nonetheless. We also celebrated the return of power to several participants after the pre-Valentine's Day storm, which was significant in itself. We had a total of eleven members sewing, and **Deidre Meaney** completed a full quilt top. **Joyce Swift** and **Denise Gies** continued putting together red/white/blue quilts begun in the fabulous Krista Moser workshop. **Jane Ratcliff** and **Marian Williams** began new projects while **Carrie Perkins**, **Phyllis Barker**, and **Bob Eldred** worked toward completion of their QOVs. As one member commented, it was an opportunity to concentrate on their QOV projects, out of the many other works-in-progress that divide our attention.

We will be doing this again on the last Monday of March (March 29th), from 10:00am until 3:00pm.

It will be very informal -- you can wear anything comfortable, you can come and go as it works out for you, and we hope you will join us. No organized games, no required amount of sewing (but only QOV projects, please), no door prizes, but hopefully quite a bit of shared conversations and some Show & Tell. Maybe this will even work out for those who normally can't attend physically. If you need a kit, please contact me in advance.

The direct link to that event will be on the Members Only section of the Northwest Quilters website (www.northwestquilters.org). If you have difficulty entering the meeting, please call us (503-646-5970) and we'll do our best to guide you into the gathering. We are grateful to **Jane Ratcliff**, our Social Media guru, for making this possible. Thank you!

Community Outreach Chair,
Maureen Orr Eldred
moequilts2@gmail.com
503-646-5970 / 503-706-5064 cell



RAFFLE QUILT NEWS

Our 2021 Raffle quilt is finished, and tickets are available! Contact Carrie Perkins and she will make sure you get the number of tickets you want.

As of our February general meeting we have sold 144 tickets with a profit of about \$480.00. Don't miss out on the chance to be the new owner of this quilt! Drawing is on April 12, 2021.

Forms are now available on the website to pay online. Carrie will then put your name on the correct of tickets and send you a picture of them as your receipt.

If you want a large amount of tickets, simply send her a check, along with some of your pre-printed address labels to help her out with the handwriting part.

Do you have an idea for next year's raffle quilt? We need to get started on design and construction so that finished top is ready to be quilted by Marie Anderson this spring. Tickets should go on sale in May or June of this year. Grab a friend or two and ask for help to get it started. Many hands make light work. I think we only had about 4 work sessions to complete the Storm at Sea Quilt.

Carrie Perkins
carriewper@aol.com

"Storm at Sea"
Size is 89" x 89"
Beautiful Batiks in blues, turquoise and teals.

Custom Quilted by:
Jane Ratcliff

Construction Technique by:
Irena Swanson

Stitched by members of NWQ

Tickets are
\$5 each or 3 for \$10



"Storm at Sea"
2021 Raffle Quilt

QUILT SHOW NEWS

As you may remember, we did a membership survey to get everyone's opinion about a spring 2021 Quilt Show last fall. The vote was overwhelmingly in favor of

bypassing a quilt show with unknown vaccine progress and possible lockdowns still in place. I will be contacting Camp Withycombe in February to reserve a date for

spring 2022.

Keep making wonderful quilts! We will have even more beautiful quilts to display next year.

NORTHWEST QUILTERS PASSWORD - For "Members Only" Webpage

There is a "Members Only" area on the NWQ website for current NWQ members. It contains an archive of the ePatchwords, BOM archive, Member roster, forms and more. Go to the homepage,
<http://www.northwestquilters.org/>

Click on the link "Members Only" on the bottom of the main menu. On the "Members Only" page, click on the "Log In" link and, in the prompt box, enter this Password: **CV19NWQ**

The password is case-sensitive; enter

it exactly as written. New password effective September 1st.

If you have any problems logging in, email the webmaster, Jane Ratcliff
jratclif2002@yahoo.com

NWQ Board

President: Denise Gies
scrapphappydenise@gmail.com

Vice President: TBA

Secretary: Linda Becker
lindab.pdxq@gmail.com
Treasurer: Tracey Dunlap
email4tracey@gmail.com

Patchword Editor: Myra Turley
patchword4nwq@gmail.com

MONTAVILLA

SEWING CENTERS

- Est. 1949 -



Crafting Outside the Lines - DIY Outdoor Rugs Virtual Event

Learn to craft a coir rug from start to finish in this special virtual event with Hope Yoder of Embellish! If you own a digital cutter, Hope's steps-for-success will walk you through the steps, from designing, cutting a stencil and finishing with painting tips & tricks.



March 10, 10am - 11am.

Mug Rugs For All Seasons Virtual Event

Join us for a free 4-part series with Cookie Gaynor of Embellish! Using Embellish Maker software, Cookie will show you how to embroider these adorable mug rugs focusing on different fun techniques using mylar, dimensional foam, rick rack, appliqué, and shapes. Each of these projects are made to be stitched in one hour!



April 2, 9, 16, & 23, 10am - 11am.

Kimberbell's Kitchen Virtual Event

**Note - Participation in this event requires that you have a Facebook account.*

Need to satisfy your sweet tooth and machine embroidery addiction? Come sew with us in Kimberbell's Kitchen. Make six exclusively sweet projects to bake with in your own kitchen or gift to a fellow baker. Create a delicious chenille hot pad, bread basket, vintage mixer appliqué apron, and more! Improve your embroidery skills, learn new techniques, and have your cake and stitch it too!



All of this will take place in a private Facebook group that we will set up just for this event. We will email you a link to join the group a week before the event.

April 8 & 9, 10am - 4pm. \$159.95.

MONTAVILLA

SEWING CENTERS

- Est. 1949 -



Portland

503-254-7317
8326 SE Stark
Portland, 97216

Sew much better.

Beaverton

503-619-6619
4955 SW Western
Beaverton, 97005

Lake Oswego

503-635-1353
429 1st Street
L.O., 97034

1-800-854-1430

Gresham

503-661-2102
971 NE Kelly
Gresham, 97030

Event Center

Not a retail location.
9701 SE McLoughlin
Portland 97222

www.montavillasewing.com

A CHALLENGING CONCLUSION!

February was a wild weather month! Rain, snow, sleet and lots of ice! Living without power was a challenge. No sewing machine, but lots of hand sewing to do, right? Well, it was too cold inside the house to sew! Doing without took on a whole new meaning!

There was a bright ray of sunshine in the miserable cold weather –

Challenge Quilts arrived in the mail! It warmed my heart to find the big envelopes in the mailbox. Seeing how the 40's fabric was used is delightful! Reading the artist's statement is a true joy. Does this make you curious about

the entries? Well, you too will get to see the quilts and read the artists statements in April!

Voting will take place online. Each entry will be posted with a photo of the quilt, a photo of the vintage fabric included in the quilt and the artist's statement. You will get to view all the entries and then vote for your favorite! Watch for the announcement in the April *Patchword*.

Feel free to email me with any questions:

Melody Burchyski
sewingmelody@gmail.com



KRISTA MOSER'S VIRTUAL WORKSHOP

This was a wonderful value and lots of fun! I'm sure we'll see some completed tops in the March Show and Tell Slide Show. There were 20 folks that participated, with some guests that helped fill

in the group. We were able to pay for Krista with the paid participants and we should even be able to put a couple of dollars in the bank!

Denise Gies

scrapphappydenise@gmail.com

NEW MEMBER GATHERINGS CONTINUE ONLINE-Now 3rd Saturdays

Mark your calendars now for the upcoming NWQ New Member Gatherings:

Saturday, March 20th 1-2 pm
Saturday, April 17th 1-2 pm
Saturday, May 15th 1-2 pm
Etc.

These events are now being regularly held on the 3rd Saturday of each month, 1:00-2:00 pm (instead of alternating between weekend and weekday dates as we've done in the past). Hopefully, having a consistent schedule will make it easier for members to plan their calendars in advance.

You'll find a link to join the meetings on our website, either on the home page or on the Member's Only page. In addition, new members will be sent an email with the meeting link prior to each date.

The target participants are members who've joined NWQ within the past 12 months. However established members are also encouraged to attend as a means of supporting and getting to know the diversity of our newest members. The focus is on socialization, friendship, and information about NWQ. It's an easy way for all

members to get to know and support each other, learn about what our guild has to offer, ask/answer quilting questions, show off one of your projects, and become more integrated in guild activities. Who knows, perhaps you will be the lucky door prize winner.

Congratulations to Louise Baldel for winning the January door prize!

Joyce Swift, NWQ New Member Program Coordinator

VIRTUAL GENERAL MEETING MINUTES - February 8th, 2021

The virtual meeting was called to order at 7:00 pm by President Denise Gies. Sixty members were present. Minutes from the previous meeting were approved as printed in the February issue of the *Patchword*.

Program: Krista Moser talked about her sewing journey from the age of eight and how she came to quilting. She showed quilts illustrating the many effects she achieves using only 60° triangles and diamonds. She will be teaching a virtual workshop using her "Creative Grids" 60° ruler on February 9. For more information about her designs and rulers, visit <https://www.kristamoser.com>.

Announcements:

- **Denise** reminded members that nominations for the Certificate of Appreciation are due at the end of March. Nominations must be signed by two members.
- **Denise** reported on the response to the letter in the *Patchword* requesting volunteers to fill the board. There have been some responses, but many opportunities remain. She thanked Joan Spencer, who will be assisting Barbara Mason with retreats, and Mary Nelson, who will be a greeter.
- **Liz Hinze** has been finalizing speakers through June of this year. A volunteer is needed ASAP to take over this vital position.

Committee reports:


Comforting Quilts, Carol Brown - Pre-orders for February have been prepped and will be available for pickup on February 9 from 10:30 to 11:00am. The next curbside drop-off will be Tuesday, March 16, 10:30 to 11:00am at the Mill

End Store. The deadline for supply requests is March 8.

New Member Program, Joyce Swift - Eleven members have joined within the past twelve months. New member gatherings are held on the third Saturday of each month, from 1-2pm. Established members are also invited to attend and get to know our new members better. The meeting link can be found on the website.

Retreats, Barbara Mason - The spring virtual retreat will be on March 26, 27, and 28. Stay tuned for more details in the coming *Patchword*. If you would like to demonstrate something, or if you have ideas for games or other activities, please contact Barbara.

2021 Raffle Quilt, Carrie Perkins - 144 tickets have been sold, for a total of \$480. Tickets may be purchased via the website using PayPal, or by sending a check to Carrie for the desired number of tickets.



Membership, Mary Fitzgibbons - Membership is stable at 204 members. If you have not received your printed roster yet, they will be available at the Comforting Quilts curbside drop-off on February 9. Door prize winners for this month are Renee Pype, Linda Durkin, and Sarah Nussbaumer.

Challenge Quilt, Melody Burchyski - the deadline for quilts is

March 15.

Community Outreach, Maureen Orr Eldred - Saturday, February 6, was the national virtual Quilts of Valor Sew Day. Twenty-two NWQ members participated at some point during the day, with thousands of people participating nationally on-line. Starting on February 22, our guild will resume monthly QOV sew days (virtually) from 10:00am to 3:00pm. Contact Maureen if you're interested in participating.

Block of the month: Liz Hinze won the February Valentine Flower blocks. The pattern for the March block, Churn Dash, can be found in the *Patchword*.

Coming Events:

• Saturday, February 13, will be the next **Stash Buster**. The link will be open from 9:00am until 4:00pm. Feel free to drop in for as much or as little time as you have. The link is on the website.

• **Stitch and Chat** is every Thursday, from 6:30 to 7:30pm. Drop in and catch up!

Show-and-tell: 19 quilts were shown.


The next general meeting will be Monday, March 8, at 9:30am. The board meeting will follow.

(The March 8 general meeting time has been revised; see page two for details)

The meeting was adjourned at 9:07pm.

Respectfully submitted,
Linda Becker, Secretary

"Make it Up as You Go" - A 2020 Stitch-a-Long - Third Pieced Round



Our Third Resting Border:

Before we start choosing our pieced blocks, we are going to add the third resting border to our medallion.

Let's start with measuring again to make sure that your medallion currently measures **40 1/2" square**. If you are spot on, congratulations! If you are off a bit, don't panic... I have a formula for you that will bring you back to where we need to be before adding the pieced border.

You choose which of your fabrics you want to use... your background? One of your colors? Remember this is your quilt and you are making it up as you go!

Current Size	Cut your border strips
If your medallion is 40 1/2" square	Cut your strips 2 1/2" wide - 2 @ 40 1/2" & 2 @ 44 1/2" long
If your medallion is 41" square	Cut your strips 2 1/4" wide - 2 @ 41" & 2 @ 44 1/2" long
If your medallion is 40" square	Cut your strips 2 3/4" wide - 2 @ 40" & 2 @ 44 1/2" long
Is your medallion is in between these measurements? 40 1/2" and 40 3/4" ? Try this...	You can over cut your borders just a tad, and then once they are applied, trim them just a smidge to bring you to the needed 44 1/2" square. Just make sure they are trimmed equally so that they are all the same going around.

I pressed towards the resting borders, which will help reduce the seam bulk. After you have stitched on the resting border your quilt should measure **44 1/2" square**.

Choosing the Third Pieced Round:

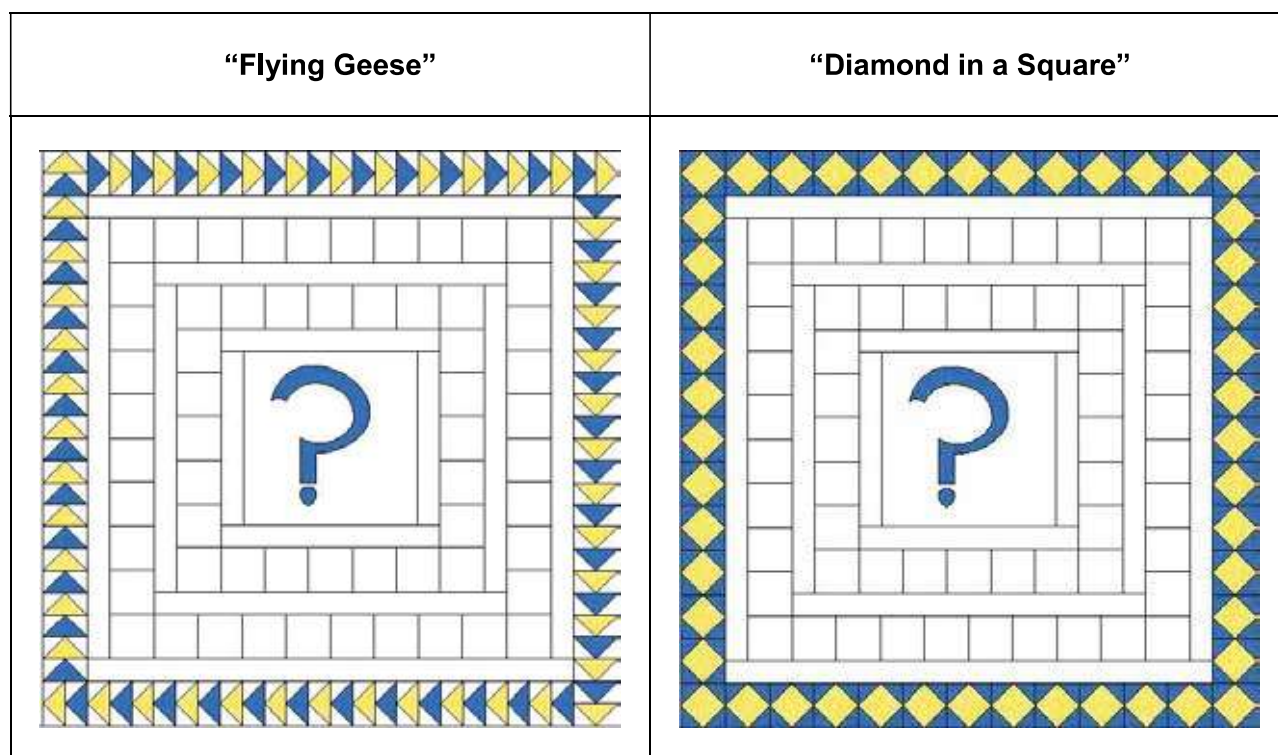
Each month, we present two different pieced borders to add to your medallion. You can choose either one or the option you didn't choose the last time, or you can go rogue and pick something different. (*Choosing to go rogue means you are on your own for block instructions.*)

"Make it Up as You Go – A 2020 Stitch-A-Long" _Third Pieced Round
Northwest Quilters, Inc.

Page 1

Round 3 Choices: 4" finished blocks Unfinished = 4 ½"

You will need a total of 48 blocks for this round



These instructions are very simple, with no pictures. They are basic quilt blocks, and if you want to find detailed stitching instructions, look in one of your basic quilt books or check out Google & YouTube.

Flying Geese:



There are multiple ways to make Flying Geese. Search your favorite method to create the size below.

Make 48 of one color and 48 of your second color. (You could do all 96 the same, or go completely scrappy.) Remember, it's your quilt!

Trim if necessary to 2 ½" x 4 ½" **unfinished**. Stitch 2 geese together, both heading the same direction to create a 4 ½" unfinished block. Be careful of your orientation so the geese fly the way you want them to go. Stitch into 2 rows of 11 blocks & 2 rows of 13 blocks

For “Diamond in a Square” Units :

For your center diamonds, start with accurate **3 5/16”** strips.

Sub-cut into forty-eight (48) **3 5/16”** squares. (I know, it’s not a typical 1/4” increment, but it works!)

For each block, Cut two (2) squares **3 1/4”** of the color you want to put in the corners. Then sub-cut once on the diagonal. You will be cutting a total of 96 squares and finishing with 192 triangles.

To stitch, find the center of your diamond and your corner. Match the corners leaving a dog ear hanging off both ends and stitch. Do two opposite sides and press towards the center diamond. Clip off the dog ears.

Repeat for the opposite two sides, pressing towards the outside. Trim the dog ears.

Trim to achieve **4 1/2” unfinished units**. (Align your diamonds at the 2 1/4” mark, 1/4” from your outer edges.) If your unit is too small, use a narrower seam allowance. You should be able to trim about 1/4” off of each side, still leaving a full seam allowance.

Attaching your blocks to your Medallion:

Stitch into 2 rows of 11 blocks & 2 rows of 13 blocks

Attach to your medallion using a 1/4” seam. Press towards the resting border you added earlier to reduce bulky seams.

Your project will now measure 52 1/2” square.

I like to do a stay stitch 1/8” from the outside edge... this helps to keep my seams going the way I want them to, and keeps the seams from popping while we wait for the next steps.

PS. If your measurements are a bit off, don’t panic! Don’t cut off any points! We will be able to make that adjustment on your next resting border.

TaDa! Take a picture to send to Mary Fitzgibbons for Show & Tell !

I’m looking forward to seeing everyone’s progress. **The next and final round (#4) will be in the May Patchword.**

Questions: Joy Rupplinger 503 901-1711

Denise Gies 503 407-0856

503-765-5910, NORTHWEST QUILTERS NEW PHONE NUMBER

This is a "Google Voice" number which is part of Google Suite, which we use for Google Meet and several other applications behind the scenes.

Using this new number instead of the previous Century Link line

will save the guild approximately \$500.00 a year. This is a substantial savings, considering that we generally get fewer than 5 messages per month.

A special thank you goes to Betsy Holzgraf, who has been checking

the messages on the old number for several years now. Jane Ratcliff has taken over this task as part of her Website/Social Media role. Thanks to both of them for helping out the guild.

THIRD NWQ VIRTUAL RETREAT TO BE HELD MARCH 26-28

Are we ready for a break from all our ice storms, power outages, and cleanup? Our NWQ Spring Virtual Retreat will be held Friday, March 26, thru Sunday, March 28. Please join us. The dates are different from those listed in the roster so that more quilters could join us on a weekend. We will begin on Friday at 1pm and continue until 9pm. Saturday's events will be from 9am to 9pm. Sunday's events will range from 9am to 3pm. You are invited to participate any time during the three days.

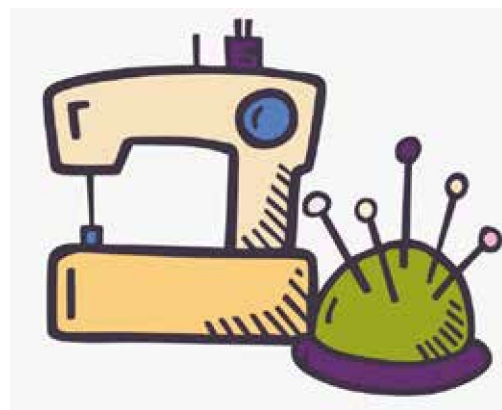
The format for the retreat will be similar to the summer and fall virtual retreats. We plan on a full schedule of events ranging from games, prizes, tutorials, free patterns, and sharing a variety of projects. If you have a favorite retreat activity, whether it be a game, demonstration, or a fun activity, please share it with me.

At the fall retreat we had 40 members join us off and on during the event. We hope to have a great group of quilters join us this time, too. Circle these dates on

your calendar (March 26 – March 28). There will be more detailed information (schedules, registration, etc.) later this month on the guild's web page. If you can help with this rewarding guild event, or have questions or concerns, please contact Barbara Mason, (760) 977-1128 or denbarmas@hotmail.com.

MARCH BIRTHDAYS

LINDA WAITE	2	CASSANDRA McMASTER	22
NEDRA LIHS	5	GINA McELFISH	23
GAIL McCARTHY	10	CARRIE PERKINS	23
KEVIN JONES	17	CAROL SCHAEFER	24
BARBARA MASON	18	ROBIN HILL	25
ROSANNE PAULSON	18	PHYLLIS BARKER	27
KATHLEEN SWICK	19	COLEEN DAHLMAN	27
PAT CRAIG	22	BETTY TUFENKIAN	27
LESLIE HULTON-TORRES DAL	22	MARY CRAFT	31



THURSDAY "STITCH N CHAT" SESSIONS - 6:30pm every week

Follow the link on the Members Only page of the Website, to visit with others and share projects

with each other. We have had an average of 10 – 12 folks the last few weeks. It's fun to see what

others are working on.

CALL FOR NOMINATIONS FOR CERTIFICATE OF APPRECIATION

Can you think of a member who is outstanding at what they do for our guild? The time has come to turn in nominations for this year's Certificate of Appreciation. This award is given to a member of the guild who has given outstanding service to our organization. Our most recent recipient was Myra Turley in 2019.

We award to just one person a year, although there have been

years that we received no nominations for consideration.

To nominate someone for this award, simply write a letter to the President highlighting the reasons you think this person should receive special recognition. Then find 1 or more other members who agree with your choice and have them sign the letter as well. The Board has the responsibility of considering all nominations

and awarding the certificate and all nominations are given thoughtful and thorough considerations. A list of previous recipients can be found in the Roster. Please mail your letter of nomination to Denise Gies 19026 SE Hwy 212 Damascus, OR 97089 so that it is received by March 31st.

Denise Gies

scrapphappydenise@gmail.com

RESPONSE TO LETTER TO GUILD FROM THE EXECUTIVE BOARD

We have had some responses since the previous *Patchword* was sent out. The good news? We have a very competent person who is contemplating the President's position for next year who really wants a full team to work with. We still need a Vice President to round out the board.

Thank you to those of you who have contacted us in response to filling out the guild's board and committees. However, we still have several important positions that need to be filled for Northwest Quilters to remain active and viable in the future. The chart on the following page has been up-

dated as of the February General Meeting. PLEASE take a look at it, and ask yourself what you can do to help the guild.

Denise Gies

scrapphappydenise@gmail.com

STASHBUSTER SATURDAY ON MARCH 13th

Would you like the chance to stitch with friendly faces? This informal sew-a-long might be just what you need! We will be doing this on the 2nd Saturday of each month, 9:00 - 4:00, as long as there is interest to do so. Put

March 13 on your calendar and join us. The link is on the website in the Members Only Section. This is a casual day with no schedule to follow. Log in for an hour, or for the entire time. We have the opportunity to share projects

and tips with each other while working on your own projects of choice. Finish those UFOs or start something new.

Denise Gies

scrapphappydenise@gmail.com

PRESIDENT'S BLOCK FOR DENISE GIES

Denise Gies, NWQ president, will be retiring from that position at the end of June. Our tradition is to give outgoing presidents a block from each of us. Basically we give her a UFO to fill in all the spare time she is going to have. (So she can finish her President's Quilt.)

She requested a NINE PATCH with a BLUE center and scrappy WHITE

squares surrounding it. The blocks finish at nine (9) inches (9 ½ inch raw edge to raw edge). Start with (1) 3 ½" blue square and (8) 3 ½" white squares (SCRAPPY)

Send the blocks to me at:
Bob Eldred (NWQ),
20235 NW Rock Creek Blvd.,
Portland, Oregon 97229

I would like the blocks prior to JUNE 1, 2021.

Thank you for your help in carrying on the tradition.

Bob Eldred
Past President

NORTHWEST QUILTERS EXECUTIVE BOARD POSITIONS

*All positions, with the exception of President & Vice President, are a 1 year commitment and run July 1 - June 30 each year

Position	Current Volunteer July 2020 – June 2021 (This Fiscal Year)	Next Fiscal Year July 2021 – June 2022	
Elected Positions:			
President * 1 year + prior year as Vice President	Denise Gies Her 2 year commitment as President ends June 2021	OPEN	<i>These four elected positions are the most vital ones. They are the ones that are critical for the future of Northwest Quilters</i>
Vice President * 1 year + 2 nd year as President	<i>This person would be President in 2021 – 2022, but it was unfilled last spring.</i>	OPEN – this person will be President in 2022-2023	
Secretary	Linda Becker	Linda Becker	
Treasurer	Tracey Dunlap	Tracey Dunlap	
Standing Committees:			
Block of the Month	Paula Connell	Paula Connell	
Business Liaison	OPEN	OPEN	
Comforting Quilts	Carol Brown & Sue Hatt	Carol Brown & Sue Hatt	
Community Outreach	Maureen Orr Eldred	Maureen Orr Eldred	
Library	Nancy Tubbs	Nancy Tubbs	
Membership	Mary Fitzgibbons	Mary Fitzgibbons	
New Member Program	Joyce Swift	Joyce Swift	
Patchword Editor	Myra Turley	Myra Turley	
Programs & Workshops	Liz Hinze	Evelyn Eason	
Publicity	OPEN	OPEN	
Quilt Show 2022	- No show in 2021 due to CoVid-19)	Chair - Denise Gies & Co-chair is OPEN	
Raffle Quilts for both 2022 & 2023	OPEN	OPEN	
Retreats	Barbara Mason & Joan Spencer	Barbara Mason & Joan Spencer	
Webmaster / Social Media	Jane Ratcliff	Jane Ratcliff	
Other Committees :			
Challenge Quilts	Melody Burchyski	Melody Burchyski	
Free Table Cleanup	Joyce Reyman	OPEN	
Greeter	Joan Spencer	Mary Nelson	
Historian	OPEN	Shauna Sonada	
Magazine Sales	Rosemary Hamerton-Kelly	Rosemary Hamerton-Kelly	
Medallion Project	Joy Ruplinger & Denise Gies	OPEN	
Meeting set up & take down	OPEN	OPEN	
Raffle Quilt Ticket Sales	Carrie Perkins	Carrie Perkins	
Show & Tell	Mary Fitzgibbons has been helping with virtual show and tell this year)	OPEN	
Small Quilt Groups	Dawn Sharafi	Dawn Sharafi	
Sunshine & Shadows	Sue Hatt	Sue Hatt	

VIRTUAL DOOR PRIZES



The prizes are:

- (1) The Rodale book Sensational Sets and Borders.
- (2) Three ice-themed zippered pouches, each filled with its own charm pack.
- (3) A Handy Press miniature iron.
- (4) Little Sunshine mini jelly roll with 2.5 inch strips.
- (5) Tonga Treats (twenty 10 inch batik squares).
- (6) A rainbow variety of twelve fat quarters of batik fabrics.

We randomly select three winners from our roster and each winner is contacted by phone/email to choose their prize. Each winner will receive their prize by mail.

For February, the three winners are:

- 1) Sylvia Dorney
- 2) Shauna Sonoda
- 3) Paula Glaser

BLOCK OF THE MONTH - March Flower (Churn Dash)

Repurposing the classic churn dash block to make a flower.

Due date: Sunday March 7.

Email photo(s) of completed blocks to me by due date.

Fabric Choices:

Flower – Yellows, oranges

Center of flower – Bigger print, coordinating color

Background – White

Flower:

A – 4" x 4"

Cut 2 (will yield 4 triangles)

B – 2" x 15"

Cut 1 (this will be a bit oversized and trimmed later)

Center:

C – 3 1/2" x 3 1/2"

Cut 1

Background:

D – 4" x 4"

Cut 2 (will yield 4 triangles)

E – 2" x 15"

Cut 1 (this will be a bit oversized and trimmed later)

Assemble:

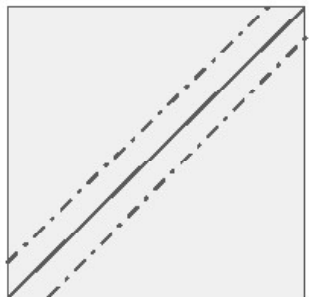
Make 1/2 square triangle: Place one A square and one D square right sides together. Draw diagonal line. Sew scant 1/4" seam on either side of diagonal line. See diagram. Cut along diagonal line. Open and press, then trim to 3 1/2" square. Repeat with remaining A squares and D squares.

Sew strips B and E together, then trim to make 4 squares, each 3 1/2" x 3 1/2".


Sew remaining pieces together following block diagram.

Finished size: 9 1/2" x 9 1/2" to make 9" quilt block.

January block winner was Mary Taylor.



Quilters abbreviations:
RST = Right Sides Together
HST = Half Square Triangle



Questions? Email Paula Connell at: paulaconnell@hotmail.com or call/text 651-295-7834

BLOCK OF THE MONTH - April Flower

Due date: Sunday April 11.

Email photo(s) of completed blocks to me by due date.

Fabric Choices: Center of flower – Darker purple
 Outer flower – Light purple or blue
 Background – Light green

Center Flower Section:

A- 3 ½" x 3 ½" Cut 1

B- 4" x 4" Cut 2 (will yield 4 triangles)

Outer Flower:

C- 4" x 4" Cut 2 (will yield 4 triangles)

D- 4" x 4" Cut 2 (will yield 4 triangles)

Background:

E- 4" x 4" Cut 2 (will yield 4 triangles)

Assemble:

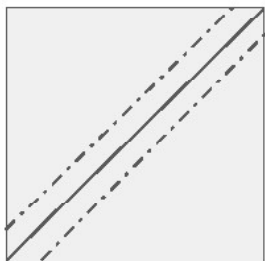

Make ½ triangle square: Place one B square and one C square right sides together. Draw diagonal line. Sew scant ¼" seam on either side of diagonal line. See diagram. Cut along diagonal line. Open and press, then trim to 3 ½" square. Repeat with remaining B squares and C squares.

Repeat process with D and E squares.

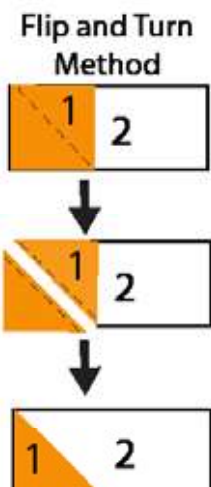
Sew remaining pieces together following block diagram.

Finished size: 9 ½" x 9 ½" to make 9" quilt block.

Questions? Email paulaconnell@hotmail.com
 or call/text 651-295-7834



Quilters abbreviations:
 RST = Right Sides Together
 HST = Half Square Triangle



Questions? Email paulaconnell@hotmail.com or call/text 651-295-7834

FISCAL YEAR (July 1, 2019-June 30, 2020) Operating Results for NWQ

Northwest Quilters, INC		FY 2021	FY 2021
Budget Notes:			
Plus numbers are income to the guild		Approved	Actual
Negative numbers are losses to the guild		Budget	1 31 2021
FY 21 July 1, 2020 - June 30, 2021			
Income/-Expense			
Committee Name			
Business Members	800.00	720.00	
Individual Members	8000.00	7961.50	
No Name Tag/Guest Fees/Name Tag Kit	0.00	0.00	
Quilt Show Committee	500.00	0.00	
Raffle Quilt -2020	2500.00	390.00	
Pins, Magazines	50.00	0.00	
Vintage Quilt Sales	0.00	0.00	
Administration/Board Expenses	-5892.66	-2931.41	
In Memoriam	-250.00	-150.00	
Comforting Quilts	-6500.00	-688.05	
Community Outreach	-500.00	-25.74	
Library	-400.00	0.00	
Membership Committee	-1000.00	-341.58	
Newsletter Committee	1008.12	1060.81	
Challenge Quilt	-50.00	0.00	
Retreat Committee	1180.00	-860.00	
Sunshine & Shadows	-30.00	0.00	
Webmaster	-567.00	0.00	
General & Board Meetings-Rent/Set Up	-2655.00	0.00	
General Meeting Speaker Fees & Costs	-3670.00	-2950.00	
Workshops Rent, Fees & Costs	-500.00	120.00	
Balance Adjustment - Reconciliation Discrepancy	0.00	-8.00	
Need Total Cash IN/OUT	-7976.54	2297.53	

FY2021 Beginning Cash 7/1/2020	47,851.08
FY2021 Current Cash 1/31/2021	46,158.91
Difference	1,692.17

Comforting Quilt Donations	4,688.00
Remaining Linda Tamlyn Donation**	475.00
Remaining Quilts of Valor	4,144.01
Remaining Guthrie Donation**	1,955.60
Total Grant & Donations	11,262.61

**Quilt Show Award Ribbon Funds

NWQ BUSINESS MEMBERS - Fabric Stores and Services

Blue Heron Quilts

Home based: Fabric, books, patterns, notions
By Appt.
14420 NE ALTON CT
PORTLAND, OR 97230-3528
503-254-4746
blueheronquilts@aol.com

Boersma's Sewing Center, Inc

Long Arm Quilting Machines, Sewing Machines,
Fabrics, and Notions
Mon-Fri 9:00 am – 6:00 pm, Sat 9:00 am – 5:00 pm
203 NE 3rd St, McMinnville, OR 97128-7397
503-472-4611, Toll Free 800-822-7397
jack@boersmas.com
www.boersmas.com

Mill End Store - 2 Locations

No larger display of fabrics in America
Tues - Friday 10-5:00, Sat 9:30 -5:00
millendstoreinfo@gmail.com
Millendstore.com

Portland

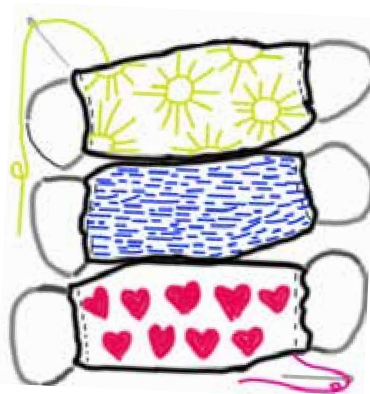
9701 SE McLoughlin Blvd
Portland, OR 97222
503-786-1234

Beaverton

4955 SW Western Ave
Beaverton OR 97005
503-646-3000

My Quilting Loft

Quilt Shop and Longarm services
253 E Historic Columbia River Highway
Troutdale, OR 97060
971-292-2991
Tues-Fri 10-5, Sat Noon-5
myquiltingloft.com



Montavilla Sewing Centers - 5 locations

Retail Sewing Machines, Sewing Furniture, Sewing
Machine Repair, Classes
Mon-Sat 10:00 am-5:00 pm
Portland
8326 SE Stark St, Portland OR 97216-0487
503-254-7317

Portland Event Center

2nd floor, Milwaukie Mill End Store
9701 SE McLoughlin Blvd
Portland OR 97222
Special Events Only

Beaverton in Mill End Store,
4955 SW Western Ave, Beaverton 97005
503-646-3000

Gresham (Closed Sundays)

971 Kelly Ave, Gresham 97030
503-661-2102

Lake Oswego

429 1st St., Lake Oswego, Portland 97034
503-635-1353

SAVE Stores - 2 Locations

Bernina, Brother, Baby Lock, Janome, Handi Quilter
and Artistic Sewing Machines
open: Mon-Sat 10:00 to 5:00
844-276-3286
www.savestores.com

Portland

6701 SE Foster Rd, Portland, OR 97206
503-775-7283, Toll Free 844-276-3286
savestores@gmail.com

Oregon City (temporarily closed)

1900 McLoughlin Blvd
Oregon City, OR
503-655-4414
savestoresoc@gmail.com

NWQ BUSINESS MEMBERS - Longarm Quilting Providers

New Member

Cascading Quilts

Longarm Quilting
By Appointment
Amy Bouchard
13584 SE Snowfire Dr
Happy Valley OR 97086
971-252-8834
cascadingquilts@gmail.com

Coco's Quilts

2259 SE Lindenbrook Ct
Milwaukie OR 97222
(503) 888-2258
Longarm Studio and Embroidery
9 am - 7 pm
excellenty@netscape.net
www.cocos-quilts.business.site

Just Quilting - A Modern Longarm Studio

Longarm Quilting M-F 9-5
2738 SE 15th Ave, Portland OR 97202-2206
nancy@justquiltingpdx.com
justquiltingpdx.com

Marie's Custom Quilting

Longarm Quilter and Teacher
M-Sat 12-6
59 NE 3rd St
Gresham OR 97030
503-481-5117
marieanderson0@hotmail.com
www.mariescustomquilting.com

The Quilt Studio

Longarm Quilting
By Appointment
32059 NE Corral Creek Rd
Newburg, OR 97132
503-554-9208
elisa@the-quilt-studio.com
www.the-quilt-studio.com





Northwest Quilters, Inc.
PO Box 82158
Portland, OR 97282

COMFORTING QUILTS

March 16th, 10:30 - 11:00am

Mill End Store -

9701 McLoughlin Blvd., Milwaukie OR

Curb-side table outside at the loading dock

GENERAL MEETING - NEW TIME

March 8th, 2021

online 7:00pm, log in at 6:30pm

Virtual Meeting via Google

link emailed to members

BOARD MEETING

March 1st, 2021

online 6:30pm

Contact Denise Gies for details

STITCH N CHAT

every Thursday at 6:30pm

link found on Members Only webpage

NEW MEMBER GATHERING

Saturday, March 20th

online 1:00 -2:00pm

video conferencing via Zoom

Contact Joyce Swift for details

