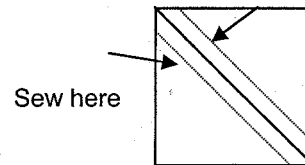


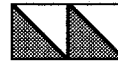
CUT

Six $2\frac{3}{8}$ " squares of white on white fabric
 Two $5\frac{3}{8}$ " squares of white on white fabric
 Two $3\frac{7}{8}$ " squares of white on white fabric
 Four $2\frac{3}{8}$ " squares of red fabric

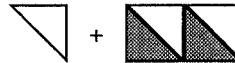


Layer four white $2\frac{3}{8}$ " squares with the four red ones. (right sides together) Draw a diagonal line on the back of each of the red squares. Sew a **scant** $\frac{1}{4}$ " on each side of the line. Cut on drawn line; press open. You will end up with 8 Half Square Triangles (HST's). Cut all the remaining squares in half diagonally.

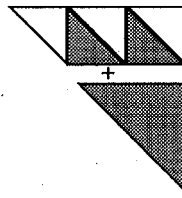
Sew four sets of two HST's being careful of color orientation.



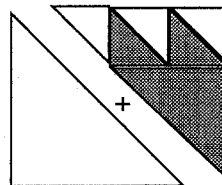
Sew a **small** white fabric triangle to the above unit.



Sew a red triangle to the unit just finished.



Sew a **large** white triangle to this finished unit.



Make four of these units. Sew them together paying attention to block orientation.

