

A MESSAGE FROM THE PRESIDENT

April President's Message

Happy Earth Month! April is a good time for all of us to reflect on our impact on the environment and the planet Earth. My professional life was as an employee at a state environmental agency (in Minnesota), so this is a month that is especially meaningful to me. Climate change is becoming more visible and is having bigger impacts on our everyday lives. During this month, please be mindful of your choices and actions and consider what you can do to make a difference. Okay, that was my Public Service Announcement. Now, on to more fun things.

April is also National Decorating Month. I know many of us like to decorate our homes with our quilted creations. It's a way to make our spaces more cozy and to reflect our personalities. I won a few small quilts from the Small Quilt Raffle at our quilt show - you can be sure they will get in my rotation for adding some decoration at my house.

Speaking of the quilt show - wasn't the quilt show GREAT?! Kudos to Denise Gies! She did a phenomenal job planning it and running it. The entire quilt show team and all the volunteers also deserve a big pat on the back. As a woman was leaving the quilt show, I asked her if she enjoyed the show. Her reply was "The best day ever!"

I think that summed up the experience of many. I am confident that we were all excited to be able to participate in our quilt show after the last few years without one.

We will need to start planning our next show again soon - our guild will be celebrating our 50 year anniversary! Let's think about how to make the quilt show and our next year as a guild extra special. Please consider stepping up to volunteer for next year's quilt show or for various committees in our guild. In the meantime, keep working on quilts for decorating your house - and to display at next year's quilt show!

Paula Connell, President

APRIL PROGRAM:

We are delighted to welcome **The Storytellers!** They will give a history of the group as well as present a trunk show of art quilts. These quilters challenge themselves with various themes from books, music, architecture,

colors and more. They are Carol Ann Olson, Judith Phelps, Hedda Wright, Gerrie Thompson, Kathy Bovée and our very own NWQ member, Kathie Kerler.

Please check out their website www.storytellerquilters.com

and come to the meeting to be both impressed and inspired.

Evelyn Eason,
Program Coordinator

Retreat Report

By the time you read this April *Patchword*, 34 quilters will have attended our first in-person retreat of 2023. Seven retreaters were new members. We have met new quilting friends, made progress on our projects, laughed a lot, witnessed the beauty of spring and have enjoyed the chance to quilt together.

Our NWQ Summer retreat at the Tilikum Retreat Center is scheduled for June 26 - 29, 2023. Save the dates. Please note that this retreat begins on Monday at 2pm and ends on Thursday at 12 noon. We are looking forward to another fun filled retreat. Details of the summer retreat appear on the registration page, also in this *Patchword*. There are two ways to register: online or mail your registration to Barbara Mason. If you choose to register online, please go to the NWQ website, "Members Only" page, and register. For the month of April, NWQ members have priority of registration. Since there have already been many inquiries concerning this retreat, it is suggested that you register early. We filled every room in the lodge at the Spring Retreat! Barbara Mason and Traci Kienberger

President's Block

It is a tradition of NWQ for members to make blocks for our outgoing president. The president chooses a block and colors for the block. Members can choose to honor the hard work of the president by contributing a block.

Paula has chosen a snowball block for her President's blocks. Please see below for the block diagram, color information and dimensions. Please sign your block somewhere on a white triangle or use two triangles if needed, allowing for the seam allowance. Please deliver your block either in person, or via mail to Joan Spencer prior to the June general meeting so that we can present them to Paula at the June meeting.

Snowball block

Fabric choices:

One 5 1/2" square-jewel tones of any of the following; yellow, orange, red, violet, deep blue-think sunset colors

Four 2 1/2" squares-white, white on white print

Assemble:

Use Flip and Turn Method. Draw a diagonal line on the white square. Place white square at corner of colored square, sew on diagonal line, trim seam, flip open and press. Repeat at other corners for a white triangle point at each corner. See block below.

Remember to sign your Block with permanent ink.

Finished size: 5 1/2" square to make a 5" quilt block.



NORTHWEST QUILTERS PASSWORD - For "Members Only" Webpage

The "Members Only" area on the NWQ website is for current NWQ members. It contains an archive of the *ePatchwords*, BOM archive, Member roster, forms and more. Go to the homepage,

<https://www.northwestquilters.org/>
Click on the link "Members Only" on the main menu.
On the "Members Only" page, click on the "Log In" link and, in the prompt box,

enter this Password: **Stashbuster23**
(Password as of August 1).

If you have any problems logging in, email the webmaster, Jane Ratcliff
jratcliff@northwestquilters.org

COMFORTING QUILTS

The first fourteen days of March were very busy for Comforting Quilts with the monthly workday, then a booth at the quilt show, and lastly our regular activity at the general meeting.

Eighteen of us worked hard at the Mill End Store on the first day of the month but we could definitely have used more help. We're hoping for a better turnout at our next workday that will be on April 5th.

Thank you to all of the volunteers who did such a great job in the CQ booth at the show, either at the quilting frame or the build-a-block tables. Three large quilts were tied, and passers by would stop for a while, fascinated by the process, but we didn't manage to get anyone to have a go. It was easier to engage the public at the build-a-block tables where the display of brightly colored fabrics caught their attention. It was Shauna's idea to abandon triangles and offer only squares and rectangles of fabric to be used in block designs, and it really worked. She took home 169 successful blocks that need to be sewn, but will then be made into quilt tops. We will use 9 in a lap and 15 in a bunk.

In March, we sent out five deliveries of quilts: Cascade Life Alliance, formerly known as the Transplant bank, and OHSU Palliative Care each received 35 lap quilts; Community Action of Washington County's Healthy Families received crib quilts, as did Project Linus and St Anthony's Traveling Crib. This meant that just over 100 crib quilts were given away,

one third of them to Project Linus which is the charity to which we give our surplus crib quilts. We don't need any more crib quilts at present, so please concentrate on the other sizes that we do need.

Which sizes do we need? Doll, infant, lap and throw. The sizes are listed on page 8 of your Roster and we do beg you to stay close to those measurements. Cheryl and Cindy receive all of the quilts that you hand in at the general meetings; they sort them into the 7 categories we have (doll, infant, crib, lap, throw, bunk, twin) and prepare the quilts to be donated. Cheryl wrote to me after our morning at MES when the incoming quilts were processed:


Today was a really hard day. Only a few of yesterday's quilts were the actual sizes listed. A few were close enough to go into a size category. About half were 5 inches too wide or narrow or 5 inches too long or short. It was a challenge to decide where those should go. Trying to decide if a quilt 36 inches wide, but 50 long or 40 x 55 goes into crib or lap was hard. It's not a square lap and not big enough to be a throw. It's wide enough to be a bunk or generous-width throw, but too short to be a bunk and too long for a throw. Cindy and I struggled with where so many should go. The odd size group keeps getting bigger as more and more quilts come in outside the "close enough to right size" for easy sorting.

Please keep Cheryl's words in mind when you make a quilt for CQ.

There shouldn't be a problem if you work with one of our kits but so many of us want to use our own stashes. An infant quilt should be a 36" square; a lap should be between 42" and 45" square; a throw should be about 45" x 60"; a bunk should be about 50" x 74".

We don't reject a quilt that doesn't conform to CQ's requested size. We find a home for every quilt we are given but it can mean a lot of extra work finding a home for some of the quilts that land in Cheryl's ODD category.

We are now three quarters of the way through this NWQ year. Here are the up-to-date stats from CQ: In the first quarter we donated 692 quilts, in the second quarter we donated 1,250 quilts, and 255 in the third quarter, for a total of 2,197. We had estimated back in July that we would need to donate 2,587 quilts to satisfy the requests from the organizations we support. We are well on the way to achieving that goal, and we thank everyone in Northwest Quilters who helps by doing what we all love to do – play with fabric and make quilts.



QUILT SHOW NEWS!



Here are the ribbon winners from our 46th A Festival of Quilts!

Category	Ribbon	Name	Name of Quilt
Applique	First	Robin Hill	"Baltimore"
Applique	Second	Robin Hill	"Roseville Album Vases"
Applique	Third	Carrie Townsend	"Town and Country"
Art - Abstract	First	Sarah Nussbaumer	"Kaleidoscope"
Art - Abstract	Second	Claire Alexander	"70273"
Art - Abstract	Third	Karen Roy	"Acid Trip"
Art - Pictorial / Representational	First	Rosemary Hamerton-Kelly	"Habitat"
Art - Pictorial / Representational	Second	Helene Knott	"A Light to Guide them Home"
Art - Pictorial / Representational	Third	Denise Gies	"Bees in my Garden"
It's Not a Quilt	First	Joan Spencer	"Chronicles of Covid-19"
It's Not a Quilt	Second	Edith Sanguinetti Alben	"Murano Garden Jacket"
It's Not a Quilt	Third	Cindy Bowline	"Alhambra Garden Mandala"
Handstitched	First	Nancy Tubbs	"Garden Patch Cats"
Handstitched	Second	Patty Weightman	"Bubble Wrap"
Handstitched	Third	Paula Chipman	"Misty Mountain Madness"
Large Pieced Quilts	First	Chase Lawrence	"Happy Anniversary"
Large Pieced Quilts	Second	Gerald Hillebrand	"Heritage Square"
Large Pieced Quilts	Third	Robin Hill	"Vintage Farm Girl"
Miniature Quilts	First	Rosemary Hamerton-Kelly	"Pee-wee"
Miniature Quilts	Second	Maureen Orr-Eldred	"Blooming Trails"
Miniature Quilts	Third	Mary Fitzgibbons	"Inchies"
Mixed Techniques	First	Helene Knott	"Sashiko Tree Sample"
Mixed Techniques	Second	Linda Becker	"Starry Medallion"
Mixed Techniques	Third	Lisa Christensen	"Cubby's Jungle"
Modern	First	Chris Batten	"Stacked and Wrapped"
Modern	Second	Nancy Tubbs	"Pawprints"
Modern	Third	Shauna Sonoda	"Remembering Ruth"

QUILT SHOW NEWS!

Category	Ribbon	Name	Name of Quilt
Small Pieced Quilts	First	Kathy Hawkes	"Buzz, Buzz, Buzz..."
Small Pieced Quilts	Second	Bob Eldred	"The Guardian"
Small Pieced Quilts	Third	Joan Spenser	"Crimson Cross"
Youth		Graham McCormack	"My First Potholder"
Youth		Graham McCormack	"Mr. Hoot"
Youth		Jack Batten	"The Gauntlet of Space"
Youth		Sam Batten	"Flying Tower"
Hand Quilting	First	Susan Haile	"Applique Delight"
Hand Quilting	Second	Linda Becker	"Hibiscus"
Hand Quilting	Third	Beth Hoover	"Kamon Quilt"
Domestic Machine Quilting – Hand Guided	First	Denise Gies	"Irish Hula Dance"
Domestic Machine Quilting – Hand Guided	Second	Nancy Tubbs	"Pawprints"
Domestic Machine Quilting – Hand Guided	Third	Paula Chipman	"Misty Mountain Madness"
Longarm Quilting – Computer Guided	First	Chase Lawrence	"Happy Anniversary"
Longarm Quilting – Computer Guided	Second	Linda Becker	"Starry Medallion"
Longarm Quilting – Computer Guided	Third	Kathy Hawkes	"Buzz, Buzz, Buzz..."
Longarm Quilting – Hand Guided	First	Gerald Hillebrand	"Heritage Square"
Longarm Quilting – Hand Guided	Second	Betty Moore	"Bears on the Bed- At Last!"
Longarm Quilting – Hand Guided	Third	Lisa Christensen	"Nine Blossoms Short of the Bouquet"
Sharon Guthrie Award		Chris Marchini	"Randomly Generated Quilt #1"
Linda Tamlyn Award		Chris Batten	"Sunrise at the Cabin"
Sponsor's Choice		Debbie Phillips	"Mason's Nursery Rhymes"
Show Chair Choice		Susan Haile	"Cheerful Garden"
President's Choice		Nancy Tubbs	"What's Next?"
Viewers' Choice Award		Jim Scheuman	"Let Your True Colors Shine"

Thank you to all those who shared their beautiful works of love and art with our visitors! We look forward to seeing what you will have to share with us in 2024!



NWQ Board

President: Paula Connell
President@northwestquilters.org
Vice President: Joan Spenser
Vicepresident@northwestquilters.org
Secretary: Jean Morado
Secretary@northwestquilters.org

Patchword Editor: Jane Ratcliff
Jratcliff@northwestquilters.org
Treasurer: Sandy Murphy
Treasurer@northwestquilters.org

VOLUNTEER OPPORTUNITIES

Meaningful Volunteer Opportunity Open:



Meeting Room Set-up and Clean-Up

By Joyce Swift

Hi all. I'm looking for someone, or a couple of someones, to take over one of my volunteer jobs with NWQ so that I can focus my energy on coordinating our rapidly expanding new member program. As described in the title, this job involves setting up our meeting room before general meetings and cleaning up the room afterwards. It requires: a) someone who regularly attends the monthly general meetings; b) the willingness to arrive a bit early and stay a bit after each meeting; c) recruiting & organizing 6 volunteers to assist at each meeting so the tasks take no more than 15-20 minutes each (I'll have several months pre-recruited); d) the physical ability to use a vacuum. I bring 2 extra vacuums from home, but there could be other ways to do this. The 6 tasks involve: 3 people vacuuming + 1 tidying the kitchen + 1 cleaning the bathrooms + 1 re-setting the tables & chairs. You're welcome to use the well-defined system I've set up or improve upon it with your own ideas.

The rewards of this job are phenomenal: NWQ saves \$75.00 each time we do our own meeting room set-up/clean-up. That's \$825.00 over 11 months of meetings! I hope this appeals to you. Please contact me to learn more: Joyce Swift (503) 887-7766



Creativity Needed!

It is time to be planning for our 2025 Raffle Quilt. A lucky winner for the lovely Moonlight Rose quilt will be selected at our next general meeting. The New York Beauty blocks are almost all pieced for the 2024 Raffle Quilt. Now we need to have an idea or design for the subsequent raffle quilt. Put on your thinking caps. Maybe you're in a small quilt group that can come up with an idea. There have been many ways this has been done in the past - don't be hesitant to share any ideas. Please provide thoughts to Paula Connell, president@northwestquilters.org, or Joan Spencer, vicepresident@northwestquilters.org.

In Search of...

Our New York Beauty raffle quilt is nearing completion, and we are in search of someone who is willing to donate their services to do the longarm quilting to add just the right finish for this beautiful quilt. Since the pieced design already has a lot going on, we will want to have edge-to-edge style quilting. If you are interested, please contact [Paula Connell](#) or [Denise Gies](#).

Thank You

A huge thank you to all 46th Festival of Quilts show volunteers who worked tirelessly to put on a very successful show of quilts, demos, special interest and vendors. We depend on our members for support and we certainly received it in full from donations to the Boutique, loans of equipment, trucks, time before, during and after the show. We had over 120 volunteers from a count off of *iVolunteer*. Thank you to all!
Evelyn Eason
Volunteer Coordinator for Festival of Quilts

NEW MEMBER PROGRAM

NWQ's New Member Program continues to grow. We now have 112 members who've joined NWQ in the past 12 months. Wowza! Our membership growth is a compliment to the guild as a whole and the inspirational marketing of the Quilt Show membership representatives (Mary Fitzgibbons, Tracey Dunlap, Betty Moore). NWQ offers a smorgasbord of fun, educational and meaningful activities that provide something for everyone. In addition, we've evolved into a very friendly and welcoming group. What's not to like?! Well done, NWQ!

The New Member Program focuses on the first 12 months of membership to ensure that newbies have lots of opportunities to meet other new members as well as established members, and to learn about all the guild has to offer. The goal is for everyone to feel welcomed, oriented and integrated to the fullest extent of their interests. Our monthly luncheon meetings support these goals and are lots of fun (and the food is yummy!). In March, 18 new members plus 3 established members met at



Joyce Swift's home for the monthly 3rd Saturday lunch & chat. Congrats go to **Juanita Swartwood + Laurie McGowan + Lori Reitmajer** for being the lucky door prize winners. Please mark your calendars with the dates of upcoming meetings; here are the next 3: April 15th, May 20th, June 15th.

I'd like to give a big shout-out to the 30+ new members who volunteered in our recent quilt show. Volunteering is such a HUGE help to the guild, as well as a wonderful way to make new friends, learn more about the inner workings of the guild, and celebrate a sense of pride in membership. It's a win-win. THANK YOU to all who volunteered!

If you're a new member and don't yet feel connected to our New Member Program or would simply like to chat individually please phone, text or email me. My goal is to get to know every new member and I'd love to

hear from you (yes, that means you). Don't hesitate to contact me: Joyce Swift, New Member Program Coordinator (503) 887-7766; jccswift@gmail.com

Who will be the winner?

It's almost time! The winner of our **2023 Raffle Quilt** will be drawn at the April 10, 2023 general meeting. Some lucky person is going to be extremely happy. Each year our guild creates a one-of-a-kind, custom quilted beauty to showcase Northwest Quilters. This year's quilt was designed by Helene Knott, pieced and appliqued by a team of members, and long-armed by Marie Anderson. This is truly a quilt created by our talented guild members. You will have seen our quilt displayed on our website and in prominent position at our guild meetings and at the show. It is not too late to get tickets! Tickets are available on our website, 1 for \$5.00 or 3 for \$10. Be sure to get your tickets now; they make great gifts! Someone will be a happy recipient of our quilt following our next guild meeting.

NORTHWEST QUILTERS SPECIALS

**Buy a Bernina 770 plus
and get a FREE Floor Model Embroidery Arm**



NWQ SPECIALS

**\$25 OFF
anyFull Service**

Can not be combined with any other offers
Expires April 30 2023

NWQ SPECIALS

**40% OFF
Quilter's
Select Batting
120" wide**

Can not be combined with any other offers
Expires April 30 2023

Sit & Sew Every Friday

FREE Every Friday Sew in our classroom

Open from 10:30-4:30 • Bring your sewing machine and projects
Use our large space with irons and cutting table, rulers & cutters

JANOME **baby lock** **Handi Quilter** **brother** At your side **BERNINA**

SEWING MACHINES
SAVE STORES
VACUUM CLEANERS

Since 1960

6701 SE Foster Rd, Portland

503 775-7283

Hours: Monday-Saturday 10:00-5:00

www.SaveStores.com

MONTAVILLA

SEWING CENTERS

- Est. 1949 -



QUILT FESTIVAL SALE

FACTORY DIRECT PRICING

on New Sewing Machines, Longarm Quilting Systems, Sergers, Sewing Furniture, Fabric, Notions, & More **April 10 through April 29!**



Join Us at the Quilt, Craft, & Sewing Festival!

At the Quilt, Craft & Sewing Festival, you'll find a wide variety of Sewing, Quilting, Needle-Art and Craft supply exhibits from many quality companies. It's only \$10 for a 3-day pass, but **stop by one of our locations for free tickets, while supplies last!**

(Limit 2 per person. Call ahead to confirm availability.)

April 20 & 21, 10am - 5pm, and April 22, 10am - 4pm.

Come Early and Enter to Win a New Sewing Machine!

Plus other fabulous prizes!

Three Prizes given away each day,
and over \$3500 worth of prizes given
away over the duration of the show!



Get your tickets outside the exhibit hall entrance starting at 9:30am each morning of the quilt show!

Portland Expo Center - 2060 North Marine Drive, Portland, OR 97217

MONTAVILLA

SEWING CENTERS

- Est. 1949 -



Portland

503-254-7317
8326 SE Stark
Portland, 97216

Sew much better.

Beaverton

503-619-6619
4955 SW Western
Beaverton, 97005

Lake Oswego

503-635-1353
429 1st Street
L.O., 97034

1-800-854-1430

Gresham

503-661-2102
971 NE Kelly
Gresham, 97030

Event Center

Not a retail location.
9701 SE McLoughlin
Portland 97222

www.montavillasewing.com

GENERAL MEETING MINUTES - MARCH 13, 2023

Northwest Quilters General Meeting - Monday, March 13, 2023

The hybrid meeting was called to order at 9:30 a.m. by president Paula Connell.

She welcomed all members as well as guests and new members. Paula shared that today was National Napping Day and Good Samaritan Day.

Kari Martinez, Volunteer Chair, recognized all of the volunteers who helped to make the Quilt Show a big success last weekend. She recognized and thanked Denise Gies, Quilt Show Chair, for organizing the Best Quilt Show Ever! Kari announced that we have 41 new members from the Quilt Show as well as 2 new members today.

Speaker: Evelyn Eason - Evelyn introduced our speaker, Christina Cameli. Christina is a local quilter, author, teacher, and speaker who spoke on "Color." She presented many different ways to think about color in quilting including value, tone, and harmony. Christina

shared many of her own beautiful quilts.

Committee Reports:

Comforting Quilts: Sue Hatt - Sue thanked everyone who brought in quilts today. Sue also thanked all of the volunteers at the Quilt Show. There are a lot of blocks from "Build a Block" and Shauna Sonoda has organized them into boxes ready to be sewn. Comforting Quilts needs finished lap quilts and Hal and throw tops as well as doll and infant quilts. At present, there is no need for crib quilts. Sue received a request for 2 quilts for foster children in the Seattle area. Comforting Quilts does not send quilts beyond the tri-county area or to individual requests but if any individual is interested in making these quilts, please let Sue know. The next workday at Mill End is April 5.

Business of the Month: Denise Gies - Denise introduced Kimberly from Aloha Sewing and Vacuum in Hillsboro. Kimberly displayed some quilts and shared that they have a variety of quilt classes in their shop. She is donating a gift certificate for a service on a sewing machine. Tickets will be on sale at the break.

New York Beauty Raffle Quilt 2024:

Denise Gies - Block kits are still available at the meeting for next year's raffle quilt.

Membership: Betty Moore - Betty was pleased to announce that we have 41 new members from our Quilt Show and 3 new business members.

2023 Raffle Quilt: Carrie Perkins - Raffle quilt tickets are available at the break for the April drawing.

Workshop Signups: Evelyn Eason

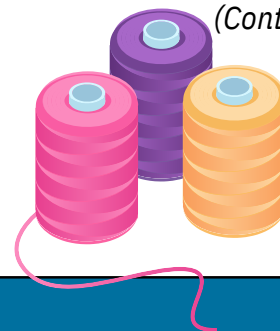
Evelyn announced that Katie Pedersen will be teaching a workshop called "Improvitational Triangles" on June 13. The registration form will be in the *Patchword*. It will cost around \$50 to attend.

Retreat Information: Barbara

Mason - The March retreat is full and they are looking forward to a fun retreat. The Summer retreat is planned for June 26-29 at Camp Tilikum. To sign up, see the form in the April *Patchword*.

Lost & Found: Joan Spencer - An earring was found after the February meeting. To claim, see Joan.

(Continued on page 12)



NEW MEMBERS

Kathryn Stillings
2349 NE 17th Avenue
Portland, OR 97212
Cell: 503-312-4474
Email: kathryn@stillings.us

LeAnn Dooley
3055 SW 23rd Street
Gresham, OR 97080
Cell: 503-358-7486
Email: leann.l.dooley@icloud.com

Kathy Hawkes
597 NE Westview Lane
Estacada, OR 97023
Cell: 503-318-9435
Email: kayak.6800@yahoo.com

Colleen Hewett
6641 SE Aldercrest Court
Milwaukie, OR 97267-3213
Cell: 503-709-2455
Email: cchewett88@gmail.com

Jolene Knight
13155 SE 137th Drive
Happy Valley, OR 97086
Cell: 503-310-8832
Email: jolene@goodknightquilts.com

Barb Martien
4427 SE Boise Street
Portland, OR 97206
Cell: 510-334-9288
Email: BarAnne22@icloud.com



Joyce Routson
15415 SE River Road
Milwaukie, OR 97267
Cell: 650-544-5640
Email: deadlinegroup650@yahoo.com



April Birthdays

BETH McCARTNEY 2
KAYREEN BURNS 4
JEANNE RAFAELE 4
CAROL HULL 5
JANIE LONG 6
JUANITA SWARTWOOD 7
KATHIE KERLER 11
LISA CHRISTENSEN 13
KIRSTEN CONWAY 15
JOANN MORRISON 15
JANIS PEARSON 16
HOLLY ADAMS 17
NANCY JANZIG 18
VALLY WILLS 19
JOY NICHOLS 21
CLYDE (TOM) LAMBERT 23
THERESA SHAW 23
JANICE MATSEN 24
HELEN O'DONNELL 25
VALERIE BLEDSOE 26
HELEN HAYES 27
JILL HAGUE 30
NANCY MASON 30

Lost and Found—Quilt Show Volunteer Room

The only item found and not yet returned from the Volunteer Room at the Wingspan Even Center is a medium blue ball cap. Please contact me so that I can return it to you.

Evelyn Eason

TIME TO RENEW!

Our annual renewal of memberships starts this month. Please print out the form that is here in the *Patchword* (page 30) and mail it (and your check!) to the PO Box, or to me at home: Betty Moore, 17933 S. Greenfield Drive, Oregon City, OR 97045.

Even simpler—Go to the website and fill out the form that Jane has for us there! We depend on your membership to continue bringing in top-notch speakers.

Please fill out the volunteer form in full so we can update the volunteer lists and keep our Roster as current as possible. Please remember that a check in a volunteer box tells us you are interested in that area.

When you check a box, you can choose your level of involvement. It is not a total commitment of time!

Betty Moore

Membership Chair

GENERAL MEETING MINUTES (continued)

Small Group Interest Survey: Paula Connell - If you are interested in joining or creating a small quilting group, please fill out one of the surveys that is on the tables. Small groups are a good way to get to know people in the guild. Forms will also be available on the NWQ member page online.

Quilt Show Wrap Up: Denise Gies - Denise expressed a big thank you to all of the volunteers who helped to make the 2023 Quilt Show such a success. There were 124 volunteers and NWQ gained 41 new members. Our numbers were close to those of 2019 with over 1500 attendees. The next Quilt Show dates are set for March 8 & 9, 2024. Winners will be listed in an upcoming *Patchword*.

Quilt Show Treasurer: Sandy Murphy - Sandy remarked on what great teamwork was displayed by all of the volunteers at the Quilt Show and thanked everyone for their contribution. She had a special thanks to Barb Mason for her help. There was over \$12,000 collected between admissions and the boutique. Final numbers to follow.

Quilt Show Boutique: Kathy Anderson - Kathy thanked all of her many helpers that helped to make the boutique a big success. She thanked all of the members who donated items to be sold during the show.

Business of the Month: Denise Gies - The drawing for the gift certificate from Aloha Sewing was won by Carrie Perkins.

Certificate of Appreciation: Paula Connell - Paula encouraged members to nominate a guild member for this year's Certificate of Appreciation. The nomination deadline is March 31, 2023. More information is in the *Patchword* and also in the Membership Guide and Roster, where there is a list of past recipients.

UFO: Paula Connell (for Linda Robinson) - February's UFO number is #1 and is due by 3/31/23. March's UFO is #6 and is due by 4/30/23.

BOM Drawing: Liz Hinze - Donna Noling won 15 nine patch blocks for the March Block of the Month.

The April Block of the Month, Pineapple, was on display. Patterns are in the *Patchword*.

Show & Tell: Joan Spencer - There were 15 beautiful quilts shared for Show & Tell.

Door Prizes: Deidre Meaney - This meeting's door prizes were won by Joyce Reyman, Barb Falbey, and Melody Burchyski.

The next general meeting will be Monday, April 10 at 7:00 p.m.

The meeting was adjourned by Paula Connell at 11:48 a.m.

Respectfully submitted,
Jean Morado, Secretary



**Block of the Month
March Meeting**

COMMUNITY OUTREACH

How nice to be at the start of Spring (all Wintry Mix forecasts aside) and just past our Quilt Show! I am so grateful to every person who made the Quilt Show happen. Whether you provided quilts for the show itself, QOVs to hang around our booth and around the demo booths, the essential staffing of our event, and/or filled the many other volunteer needs before, during, and after the show, we are grateful. And **Denise Gies** – we always knew you are a fantastic organizer and motivator, and you proved it once again! We can't thank you enough.

We were delighted to award two QOVs on the first day of our Quilt Show. Special thanks to **Betty Moore** for making those quilts and inviting the two veterans, and to **Jane Ratcliff** and **Tom Korn** for longarming the quilts. A picture and details are in this issue. We sewed many QOV Split-Back Star blocks at the show, and some attendees also took kits home to sew. I received the first two in the mail on March 14th and more have arrived since then. Such fun to receive them! Also at the show, three completed QOVs were turned in at the booth,

plus five tops ready to be quilted and some fabric donations.

Unfortunately, we had to cancel our March QOV Sew Days due to work on our house ceiling, but we are planning to resume Sew Days on the regular schedule on Monday and Tuesday, April 24th and 25th, from 10:00 – 3:00. Space is limited so preregistration is required. We have more room for interested volunteers at the Tuesday events, so please call if this appeals to you. If you'd like to sew QOV blocks or assemble a kit at home, please let me know.

A Volunteer Opportunity: we are looking for two or three volunteers (each date) to assist in block-making for this year's Donate Life NW "Threads of Life" quilt. At this year's Quilt Show, we exhibited three of these quilts made in prior years to honor tissue donors, recipients, and those awaiting transplants. The blocks will be designed by family and friends of transplant donors and recipients, but most of them don't have any idea how to make a quilt block. Each volunteer will help the family members and friends bring their block idea to reality by "whatever they need", mostly simple sewing

and sometimes just listening and perhaps advising. The dates are Saturday, April 1st, 10:00 – 2:00, at a Vancouver church, and Sunday, April 23rd, 11:00 – 3:00, in close-in SE Portland (11th & Grant). You will need to bring your sewing machine and basic tools; fabric and embellishments are furnished. Please contact me if you are interested.



The small quilt group, **"Rippin Robins"** is looking to add a couple new members. We are a Row x Row, Round Robin Exchanges group. We meet once a month, Monday - Saturday during the day at various restaurant locations on the East side of Portland. Beginner to Experienced. For more information, contact [Myra Turley](#) - phone is in the directory.



Quilts of Valor Presentations



One of the highlights of our Quilt Show weekend was awarding Quilts of Valor to these two deserving and delightful veterans, Jordan S. and Misty S., husband and wife. Jordan served in the US Army 1994 to 2000, as a nuclear biological and chemical specialist. His first duty station was at Ft. Drum, NY, where he met his wife. His last duty station was at Ft. Hood, TX, as part of Force 21, building and testing new equipment. Misty served in the US Army 1995 too 2011. Her first assignment was as a laundry and shower specialist at Ft. Drum, where she met Jordan. She had many duty stations including deployments to Iraq and Afghanistan out of Ft. Lee, VA, and Schofield Barracks, HA, where she was discharged in 2011 as a Human Resource Specialist. We thank you both for your service!

Their two QOVs were made especially for them by Betty Moore. Pictured from left: Bob Eldred, Maureen Orr Eldred, Jordan S., Misty S., Betty Moore, Ann Torgerson, Jane Ratcliff. It was a privilege to wrap you in your QOVs.

BOARD MEETING MINUTES - March 6, 2023

NWQ Board Meeting - Monday, March 6, 2023


The virtual meeting was called to order at 6:33 p.m. by Paula Connell, President. Paula began by sharing that today was National Dentist Day.

Present: Paula Connell, Joan Spencer, Sandy Murphy, Jean Morado, Denise Gies, Liz Hinze, Sue Hatt, Maureen Orr Eldred, Joyce Swift, Betty Moore, Evelyn Eason, Barbara Mason, Traci Kienberger, Linnie Thomas, and Jane Ratcliff.
Guest: Virginia Janzig

Standing Committee Reports:

Business Liaison/Business of the Month, Denise Gies - Denise reported that there were 2 new business members.

Challenge Quilts, Melody Burchyski - The Challenge Quilts will be hung at the Quilt Show. NWQ members will be able to vote for their favorite Challenge Quilt online for the month of April and also at the April and May general meetings. The prize will be awarded at the May general meeting.



Comforting Quilts, Sue Hatt - Two large deliveries have already gone out in March, following a month with no deliveries due to health issues with the inventory managers. There were 18 at the March 1 work day, a disappointing number. Jeanette Moravec is a new committee member who will assist Shauna with the constant challenge of keeping our fabrics organized. The new volunteer coordinator at Signature Hospice visited on work day bringing a generous basket of treats that included fresh fruit. She won't be continuing the previous coordinator's practice of delivering quantities of goody bags to a general meeting. We are finding that fewer crib and twin quilts are wanted by our recipient agencies, but more laps, throws, and bunks.

Community Outreach, Maureen Orr Eldred - Just working along. We had great participation in our end-of-February QOV Sew Days in spite of the weather! We are looking for 2-3 volunteers (each date) to assist in block-making for this year's Donate Life NW quilt. The blocks will be designed by family and friends of transplant donors and recipients. You will need to bring your sewing machine and basic tools; fabric is furnished. Each volunteer will help them bring their block idea to reality by "whatever they need", mostly simple sewing and sometimes just listening and advising. The dates are Saturday, April 1st, 10:00-2:00, in Vancouver, and Sunday, April 23rd, 11:00-3:00, in close-in SE Portland.

Please contact Maureen Orr Eldred if you are interested or have questions.

Membership, Betty Moore - Betty reported that work for membership has been slow in getting started and, as a result, some things have not been accomplished in a timely manner. She is meeting tomorrow with Mary Fitzgibbons to continue the transition. Betty looks forward to being much more knowledgeable and current with information following the quilt show and our March meeting. Her email for all things Membership is bettynwq@gmail.com. Jane has already made the change so that things sent to Membership come to that address. Debby Drummonds has agreed to be our new greeter and Barbara Kennedy will be doing the roster. (Yeah!) Betty expressed thanks for your patience and support.

New Member Program, Joyce Swift - The New Member Program is running smoothly with 67 new members who've joined in the past 12 months. Monthly luncheon gatherings continue to be held at Joyce Swift's home. Committee chairs often attend to share information about their areas of interest. Those who attend have a grand time. Those who've not yet attended have a chair with their name on it awaiting them.

(Continued on page 16)

BOARD MEETING MINUTES - (continued)

Programs/Workshops, Evelyn

Eason - Everything is set up for our March meeting with Christina Cameli presenting on Color Wisdom: Beyond the Color Wheel. She has asked for a table to set up sales of patterns, etc.

Our April presentation will be by 6 members of The StoryTellers. Each will show 3 quilts that will discuss the creation of art quilts, usually based on a theme the group picks out to work on. Their contract includes mileage for two cars from Vancouver, WA (58 cents per mile for 120 miles = about \$70), and \$25 per quilter.

Katie Pedersen will be our June 12 general meeting speaker. Evelyn requested input regarding setting the cost for our June 13th workshop, Improv Triangles, featuring Katie Pedersen which will involve 30 participants. Katie's fees include \$600 for the workshop, \$150 over 3 hours, mileage from Seattle, and hotel accommodations (1-2 nights). In addition to that would be the church rental fee. A discussion was held and the board agreed that a fair price would be between \$45-\$50. Evelyn will be contacting the church for the rental of the room on the Tuesday after her presentation.

Evelyn shared that there was an excellent workshop with Robbie at SAVE Stores with 12 participating. He is such an enthusiastic teacher and was very thorough covering all the ins and outs of our Featherweights, answering our questions and


troubleshooting for those of us who needed a little extra help. Approximately \$200 was collected from everyone to pay for his time (over 3 hours) as well as use of his classroom. He kindly had donuts for us when we arrived. It was fun to find out that Evelyn's machine was made the same year she was born!

Quilt Show 2023, Denise Gies

Denise reported that *iVolunteer* was 75% full, up from 50% just last week. Everything is set to go. Sandy requested the names of the cashiers that will be using Square. Denise will get back to her with that. Denise asked for payment of cash or check to her be used for sandwiches and parking passes.

Retreats, Barbara Mason and Traci

Kienberger - Traci and Barbara have been busy preparing for the NWQ Spring Retreat, March 27 – 30 at Camp Tilikum. There have been several cancellations in the last few weeks but they have been filled with new members who have contacted Barbara. At this point there are 34 retreaters registered. At least 25% of those enrolled are new NWQ members. The Summer Retreat will be advertised beginning with the April *Patchword*. The dates for this retreat are June 26 – 29, 2023. Jane Ratcliff has been extremely helpful with the online registration.



Old Business:

Office Depot, Joyce Swift - Joyce expressed that she had been having difficulty using the Chamber of Commerce discount number at Office Depot and had been turned down at both the Beaverton and Cedar Hills stores. Maureen Orr Eldred and Denise Gies have been able to use theirs recently at Cedar Hills and Sunnyside. Denise offered to look into it sometime after the Quilt Show and get back to the board.

New Business

Patchword, Jane Ratcliff - On the online membership form, there is a place where members can opt to get the *Patchword* via USPS for an additional \$20. Jane had made a note there that the *Patchword* is printed in black and white. Not everyone sees that. Jane would like to remove that option from the form so people don't have the choice to have their copy mailed. In this time of digital use and with people registering online, she doesn't think it's needed. People currently receiving the *Patchword* by USPS would be able to continue to, but it would not be offered any more to people who register online. The board agreed.

The meeting was adjourned at 7:09 p.m.

Respectfully submitted,
Jean Morado, Secretary

CHALLENGE QUILT 2023



Help Wanted - Vice President

We are searching for a special person - one who wants to help ensure our guild remains strong and vibrant. We need someone to become Vice President for the next year (July 1, 2023 - June 30, 2024). The vice presidency almost always leads into becoming president the following year. Your year of serving as Vice President gives you a chance to become familiar with the role of leading the guild so that the transition becomes easier and allows you to step into your next position with experience and confidence. Being involved at the level of Vice President and President allows one to get to know more people and more about the workings of NWQ. Our guild is so full of many generous and knowledgeable people, that you have a whole big group of people willing to help and advise. It would be very helpful to have prior experience in leadership and/or committee work, but it isn't necessary to have a lot of experience in the guild - just be willing to listen and work with others. The most important thing is to have a positive, encouraging attitude! Please contact Paula Connell, president@northwestquilters.org, or Joan Spencer, vicepresident@northwestquilters.org, if interested or if you have any questions.

Time to vote for the BEST Challenge Quilt of 2023!

The theme "A Day at the Fair" was a challenging Challenge quilt for guild members. Only 3 quilters finished and turned in their entry. They were displayed at the Quilt show and now will be voted on by guild members.

Voting will take place at the April meeting, at the May meeting and on-line for those who will not be attending either meeting. Voting online will start on April 1st and end at midnight on April 30th.

Each guild member will have 3 votes but will vote **ONLY ONE TIME**. Votes can be used as desired: all 3 votes to one quilt or divided between 2 or 3 quilts. Members are asked to sign their ballot form and the names of those voting online will be recorded.

At meetings, voting will take place during the meeting break. Please use the time before the meeting begins to look closely at the quilts and to read each statement about the quilt.

The Prize for Best Challenge Quilt will be awarded at the end of the May meeting.

A special thank you goes to the 3 members who completed their Challenge quilts:

Jeanette Gent

Maye Thompson

Paula Connell



Budget Heading	Actual			Budget			More/-Less
	In	Out	Net	In	Out	Net	
Administration	\$778.63	-\$5,812.13	-\$5,033.50	\$35.00	-\$5,501.88	-\$5,466.88	\$433.38
Member Programs	\$12,040.65	-\$6,036.16	\$6,004.49	\$11,125.00	-\$3,795.00	\$7,330.00	-\$1,325.51
Workshops	-	-	-	-	-\$5,000.00	-\$5,000.00	\$5,000.00
Retreats	\$16,699.00	-\$14,020.21	\$2,678.79	\$16,900.00	-\$16,050.00	\$850.00	\$1,828.79
Quilt Show	\$20,852.50	-\$15,647.70	\$5,204.80	\$31,050.00	-\$25,250.00	\$5,800.00	-\$595.20
Raffle Quilt	\$475.00	-\$119.59	\$355.41	\$2,000.00	-\$325.00	\$1,675.00	-\$1,319.59
Comforting Quilts	\$550.00	-\$4,828.56	-\$4,278.56	-	-\$7,000.00	-\$7,000.00	\$2,721.44
Community Outreach	\$350.00	-\$374.70	-\$24.70	-	-\$500.00	-\$500.00	\$475.30
Total	\$51,745.78	-\$46,839.05	\$4,906.73	\$61,110.00	-\$63,421.88	-\$2,311.88	\$7,218.61

MARCH MEETING PHOTOS



Christina Cameli

BLOCK OF THE MONTH - April, Pineapple

Due Date: April 10th meeting

Bring your completed block(s) to the April meeting, or if you won't be attending the meeting, email a picture of completed block(s) to hinzeliz@yahoo.com by the Sunday prior to the meeting.

Fabric choices:

Green leaves and Light Background
Floral print for pineapple

All Squares:

Green - 2 1/2" x 2 1/2"	Cut 2
Green - 2 1/2" x 8 1/2"	Cut 1
Pineapple - 8 1/2" x 8 1/2"	Cut 1
Light - 2 1/2" x 2 1/2"	Cut 8
Light - 2 1/2" x 4 1/2"	Cut 1

Assemble:

Snowball the pineapple block. Make flying geese block and modified flying geese block. Sew together in rows and sew rows together to make the pineapple block.

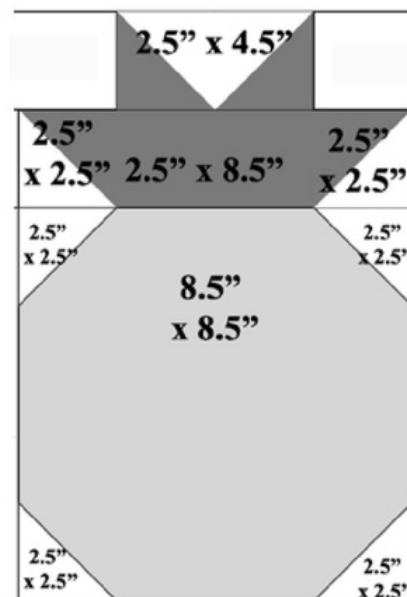
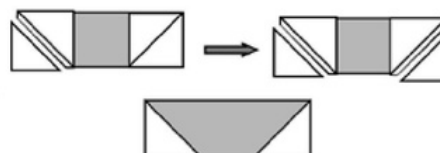
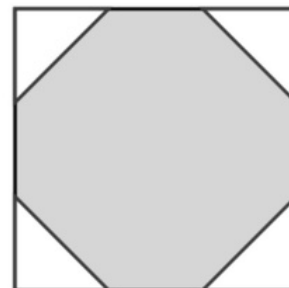
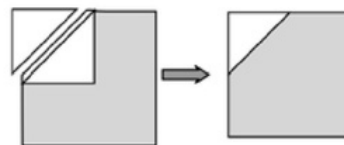
Unfinished size: 8 1/2" x 12 1/2" quilt block.

Call me Liz Hinz if have any questions 503-522-9867 (call or text) or email me at: hinzeliz@yahoo.com



Basic Information about the Block of the Month Program:

If you choose to participate, make the block as described in the *Patchword*. Send a picture of your completed block or blocks to Liz Hinz via email or text or bring it to our in-person meeting April 10th. Your name will be put in a drawing - you will have one chance for every block you make. The winner is chosen during the general meeting. After the meeting, the other participants are instructed to send their blocks to the winner. The winner gets to use the blocks to create something wonderful!



BLOCK OF THE MONTH - May Basket

Due Date: May 8th meeting

Bring your completed block(s) to the May meeting, or if you won't be attending the meeting, email a picture of completed block(s) to hinzeliz@yahoo.com by the Sunday prior to the meeting.

Fabric choices:

Dark basket and Light Background

All Blocks:

A	Dark - 9" x 9"	Cut 1
	Cut on diagonal	
B	Dark - 3 1/2" x 3 1/2"	Cut 1
	Draw line on diagonal	
C	Dark - 14" x 1 1/4" cut on bias	Cut 1
D	Light - 9" x 9"	Cut 1
	Cut on diagonal	
E	Light - 10 1/2" x 2 1/2"	Cut 1
F	Light - 8 1/2" x 2 1/2"	Cut 3
G	Light - 3 1/2" x 3 1/2"	Cut 1
H	Light - 2 1/2" x 2 1/2"	Cut 1

Assemble:

Prepare C bias strip with finished edges. Strip now measures 1/2" wide. Mark D light triangle on the bias edge 2 1/2" on both sides (small mark). Applique the handle starting in from the 2 1/2" mark. Sew A triangle to D triangle along the bias edge. Press and trim to 8 1/2" square.

Sew F rectangle to A/D square along top left side of handle.

Sew E rectangle to right side of A/D/F block

Sew B square and G square along both sides of the diagonal line.

Cut B/G apart on the diagonal line. Press and trim to 2 1/2" x 2 1/2"

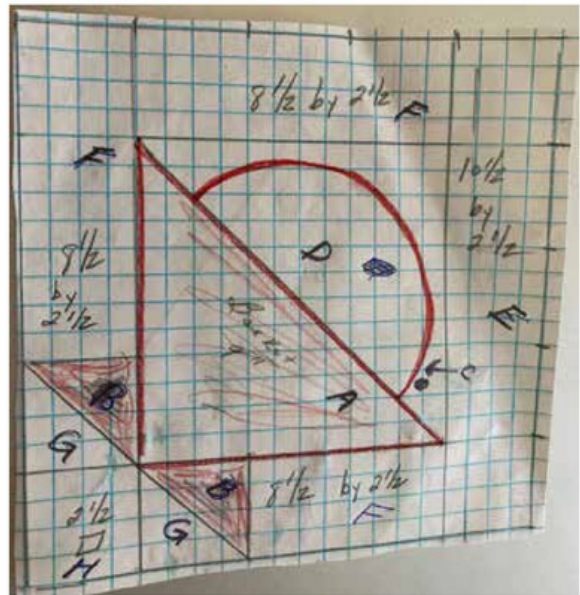
Sew B/G square to each F rectangles.

Sew one B/G/F rectangle to one side of the basket.

Sew H square to other B/G/F rectangle.

Unfinished size: 12 1/2" x 12 1/2" quilt block.

Call me Liz Hinze if have any questions 503-522-9867 (call or text) or email me at: hinzeliz@yahoo.com





Northwest Quilters

Small Group Interest Survey

Being part of a small group can really enhance your experience as a member of Northwest Quilters. A small group could have 3-4 members, or as many as a dozen or so. If you would like to find or be part of starting a new small group, fill out this survey and we will try to match you up with others who have similar interests and geographical location / time requests.

If you have two or three members that you know and would like to form a small group with, please let [Dawn Sharafi](#) know about it, and she can help you locate new members to join you, or you can place an article in the *Patchword* by the 20th of each month to let everyone know what fun, exciting things you are working on. Send articles to: jratcliff@northwestquilters.org

Mark the boxes that apply to you at this time. (You may mark more than one box in each area if you are interested or available for those options)

Name _____ Phone _____ Address _____

I joined Northwest Quilters (NWQ) in 20 ____

Where to meet:

I would prefer to meet in the homes of group members, and am able to host a group in my home

I would prefer to meet in the homes of group members, but am unable to be a host at this time

I prefer to meet in a public location rather than in a member's home

I am willing to drive approximately _____ miles to meeting spots from my home to participate

When to meet:

Weekdays: Daytime	Mon	Tues	Wed	Thurs	Fri
Weekdays: Evening	Mon	Tues	Wed	Thurs	Fri
Weekends	Sat only	Sunday only	Either		

How often you would like to meet:

Once a month

Twice a month

Weekly

Next Page > > >

While attending small group, I am most interested in:

Taking my machine to stitch on
regularly Hand work only
Hand and / or machine work

Things of interest that you would like to work on with a small group:

Group Challenges
Row x Row Exchanges
Round Robin Exchanges
10 or 12 member Bee Hive
English Paper Piecing
Foundation Paper Piecing
Scrap Quilts
Improvisational Quilting
Art Quilts
Block Exchanges
Traditional Piecework
Modern / Contemporary
Vintage Quilt Reproduction
Hand Quilting
Applique
 MachineApplique
 FusedApplique
 NeedleTurnApplique
 WoolApplique
Embroidery
 Wool
 Cotton
 Crossstitch
 MachineEmbroidery
Design and coordinate the guild's annual Raffle Quilt
Miniature Quilts
Quilt Fiction Book Club
Learning new techniques
Freehand quilting on a domestic machine
Long arm quilting or Mid-arm quilting
Working on quilts for Comforting Quilts
Other ideas:

NWQ BUSINESS MEMBERS

Aloha Sewing & Vacuum

7550 E Main St
Hillsboro OR 972213
(503) 649-6050
alohasewandvacuum@gmail.com
www.alohavacsew.com
Sewing Machines, Fabric, Classes
Mon-Fri 9 a.m. to 5 p.m.
Sat 9 a.m. to 4 p.m.

Boersma's Sewing Center, Inc

Long Arm Quilting Machines, Sewing
Machines, Fabrics, and Notions
Mon-Fri 9 a.m. to 6 p.m.
Sat 9 a.m. to 5 p.m.
203 NE 3rd St, McMinnville, OR 97128-7397
(503) 472-4611, Toll Free 800-822-7397
jack@boersmas.com
www.boersmas.com

Blue Heron Quilts

Home-Based: Fabric, Notions, Patterns, Books, Kits -
by Appt Only
14420 NE Alton Ct
Portland, OR 97230
5039643488
blueheronquilts@aol.com

SAVE Stores

Bernina, Brother, Baby Lock, Janome, Handi Quilter
and Artistic Sewing Machines
open: Mon-Sat 10 a.m. to 5 p.m.
844-276-3286
www.savestores.com

Portland

6701 SE Foster Rd, Portland, OR 97206
503-775-7283, Toll Free 844-276-3286
savestores@gmail.com

Montavilla Sewing Centers - 5 locations

Retail Sewing Machines, Sewing Furniture,
Sewing Machine Repair, Classes
Mon-Sat 10 a.m. to 5 p.m.

Portland

8326 SE Stark St, Portland OR 97216-0487
503-254-7317

Portland Event Center

2nd floor, Milwaukie Mill End Store
9701 SE McLoughlin Blvd, Portland OR 97222
Special Events Only

Beaverton in Mill End Store,

4955 SW Western Ave, Beaverton 97005
503-646-3000

Gresham

971 Kelly Ave, Gresham 97030
503-661-2102

Lake Oswego

429 1st St., Lake Oswego, Portland 97034
503-635-1353

Feather Your Nest Quilt Store


130 N Main Avenue
Gresham OR 97030
(971)220-0936
Feathered.Nest97030@gmail.com
FeatherYourNestQuiltStore.Com
Business Hours:
Tues-Saturday 11 a.m. to 4 p.m.



NWQ BUSINESS MEMBERS

CYB Designs Longarm Studio

Longarm Quilting
By Appointment
10535 NW Flotoma Drive
Portland, OR 97229
(503) 559-8946
www.CYBDesigns.com
eileen@cybdesigns.com



Dancing Cat Design

Quilting Classes/Lectures, Quilt & Embroidery
patterns and pattern documenting services
By Appointment
PO Box 261, Oregon City, OR 97045-0016
(503) 631-8806
Helene.m.knott@gmail.com
www.heleneknott.com

Just Quilting - A Modern Longarm Studio

Longarm Quilting M-F 9 a.m. to 5 p.m.
2738 SE 15th Ave, Portland OR 97202
(503) 234-0403
nancy@justquiltingpdx.com
justquiltingpdx.com

Coco's Quilts

Coleen Dahlman
2259 SE Lindenbrook Ct
Milwaukie, OR 97222
(503) 888-2258
excellenty@netscape.net
www.cocos-quilts.business.site
Longarm Studio
Mon-Fri 7:00 a.m. - 8:00 p.m.

Marie's Custom Quilting

Longarm Quilter and Teacher
By Appointment
59 NE 3rd St
Gresham OR 97030
(503) 481-5117
marieanderson0@hotmail.com
www.mariescustomquilting.com

Moravec Family Quilting

Longarm Quilter
Tues – Sat 10 a.m. to 6 p.m.
5288 SE El Centro Way
Milwaukie OR 97267
(319) 830-6911
jeanettemoravec@mac.com

Looped Quilter - Longarm Quilting Studio

Chris Batten
loopedquilting.com
5711 SE Gaitgill Ct
Portland, Or 97267
loopedquilting@gmail.com
(541) 602-4223

The Country Quilt Shop

10453 NW 292nd Ave
North Plains OR 97133
(503) 332-7678
jen@thecountryquiltshop.com
www.thecountryquiltshop.com
*E-COMMERCE fabric shop open 24/7
via the Internet*

NWQ BUSINESS MEMBERS

Fiddlestitches & Sawdust

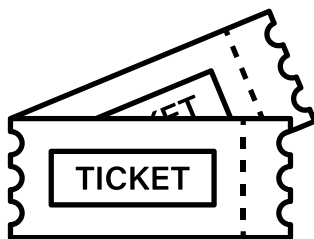
1525 Hess Creek Court
Newberg, OR 97132
Email: melissa@fiddlestitches.com
Phone: 503-577-3811
Website: fiddlestitches.com

Lala and Mer

18312 SW Santoro Drive
Beaverton, OR 97007
Email: admin@lalaandmer.com
Phone: 503-310-9332
Website: lalaandmer.com

Streamline Quilting

3278 NW Ashland Drive
Beaverton, OR 97006
Email: dana@streamlinequilting.com
Phone: 503-966-2323
Website: streamlinequilting.com




Who will be the winner?

It's almost time! The winner of our **2023 Raffle Quilt** will be drawn at the **April 10, 2023 general meeting**. Some lucky person is going to be extremely happy. Each year our guild creates a one-of-a-kind, custom quilted beauty to showcase Northwest Quilters. This year's quilt was designed by Helene Knott, pieced and appliqued by a team of members, and longarmed by Marie Anderson. This is truly a quilt created by our talented guild members. You will have seen our quilt displayed on our website and in prominent position at our guild meetings and at the show. It is not too late to get tickets! Tickets are available on our website, 1 for \$5.00 or 3 for \$10. Be sure to get your tickets now; they make great gifts! Someone will be a happy recipient of our quilt following our next guild meeting.

June Workshop with Katie Pedersen

I'm looking forward to a great in-person workshop using improv triangles in the Double Trouble workshop in June the day after Katie presents to the guild at our general membership meeting. The registration form is in the *Patchword* and on-line on our website. It is open to 30 participants and NWQ members until May 15 when we will accept non-members to the event. I will send a supply list to all who register and have paid. We will have homework making half square blocks to bring to class. Katie will have sample quilts for us to plan our own Double Trouble Quilt blocks.

Evelyn Eason Programs and Workshops



Double-Trouble Quilt Block | Designing with Triangles

Workshop with Katie Pederson of Sew Katie Did

Tuesday, 13 June 2023 Half Day Workshop

10:00 to 1:00



Cost Only - \$45

A modern quilt block that is really no trouble at all! Double-Trouble is a fun quilt block and design workshop that merges a traditional half-square triangle block with an improvisational stitch and flip triangle technique. We'll explore and inspire each other on the design walls with the unlimited controlled and chaotic quilt design potential this block has to offer. One block = endless designs! Katie will have multiple examples made with prints and solids to show for inspiration. See more of her work at:

<https://www.sewkatiedid.com/about/>

Name: _____ Phone: (____) _____

E- mail: _____ NWQ Member ____ Guest ____

Mailing Address: _____

Please Make Checks Payable to: Northwest Quilters, Inc.

Paid Check # _____ Paid Card _____ Supply List sent _____

Northwest Quilters' Summer Retreat – June 26-29, 2023

Time to register for the Northwest Quilters' Summer Retreat at Tilikum Retreat Center on Monday, June 26 to Thursday, June 29. No worries about the summer warm weather as each room is equipped with a window air conditioner and all work rooms have AC and fans. Attendance is limited to 34 to ensure a lower level bed for everyone and plenty of space in the work rooms.

Tilikum Retreat Center is just five miles outside of Newberg, Oregon in a beautiful location with comfortable accommodations, great food, and a very caring staff. The 92 acre campus is surrounded by vineyards and hazelnut orchards. Tilikum grounds offer a 13 acre lake (currently being refilled), hiking trails, the retreat center and great summer vistas from many locations.

There are two retreat options: (1) Arrive at 2:00 p.m. on Monday, June 26. Fee for this option is \$285.00. Included are 8 meals, Monday dinner, a full breakfast, plus lunch and dinner on Tuesday and Wednesday, and brunch on Thursday. (2) Arrive Tuesday, June 27, after lunch for a fee of \$250.00. Included are 5 meals: Tuesday dinner, all meals on Wednesday, and brunch on Thursday. Whichever option you chose, a great time begins when you arrive with your high spirits ready for a fun filled productive time.

Bed linens, pillows, and towels are provided by Camp Tilikum. Extra blankets are available. Other items you need to bring: your project(s), sewing machine, sewing supplies, and to make your room more personal, one of your favorite quilts. Quilt cutting mats, irons, ironing stations will be available.

Early registrations are helpful as NWQ's retreats are planned with limited resources. Registrations will be accepted on a first come/first serve basis for a maximum of 34 participants. NWQ's retreats offer enriching experiences and we welcome your participation! For additional information contact:

Barbara Mason at denbarmas@hotmail.com or 760-977-1128 or Traci Kienberger at traciak@mc.com or 503-312-6777.

Keep the top portion for your information

Northwest Quilters' 2023 Summer Retreat Registration Form

Name _____ Telephone _____

E-Mail _____ Address _____

Do you have a preferred room at Tilikum? _____ **Late night quilter?** _____ **Early riser?** _____

Down Stairs Rooms are at a premium. Those with mobility issues will be accommodated first. Please let us know your needs. Most rooms sleep two and several sleep three, please name preferred roommate(s).

- ☐ This is my First Retreat with NWQ. ☐ I will bring a sewing table or design wall that takes additional space.
☐ I will be hand sewing only. **Private rooms will probably not be available for this retreat. If they become available and you would prefer a private room at an additional cost, please contact Barbara.**

If you are a vegetarian or have food sensitivities, there will be a charge of \$8 for special diet payable to Northwest Quilters. I have special dietary needs: yes _____; no _____. Tilikum has instituted a new form for gathering information about dietary needs. Please contact Barbara as noted above if you have any questions about special diets. You will be provided with a link to the on-line form that must be completed by the June 10 deadline for final payments.

_____ I will arrive on Monday, June 26nd after 2:00 p.m. and stay through Thursday, June 29th until 12:00 am for a fee of \$285.00.

_____ I will arrive on Tuesday, June 27th after 12:30 p.m. and stay through Thursday, June 29th until 12:00 am for a fee of \$250.00

A minimum deposit of \$85.00 is required with a completed registration form with any balance owed due by June 10. Refunds, minus a \$10.00 handling fee, will NOT be given after June 10 and ONLY if your reservation can be filled. All retreat materials will be distributed via e-mail, UNLESS you include a self-addressed post-paid business-sized (4" X 9") envelope along with your registration.

To reserve your spot:

You may register on-line at the NWQ website

or

Mail a check for the \$85.00 deposit, made payable to NWQ to:

Barbara Mason 17007 SE Tong Rd., Damascus, OR 97089

A NOTE FROM COMFORTING QUILTS ...

This month we had the privilege of meeting **Tammy Paladeni**, who is the new **Volunteer Coordinator for Signature Hospice**, where many of our quilts are sent. She was given the grand tour of the Comforting Quilts operation and got to see our workday in action. Signature Hospice has always been very supportive of CQ and our guild and on this visit they did not disappoint. Tammy brought us a large basket of goodies for the workday attendees and a \$335 donation to go towards supplies needed for future quilts. The money was raised by raffling a wall hanging that one of our CQ committee members specifically made to be raffled. We are so grateful for their support.

Included with their gifts was a heartfelt thank you card and letter that highlights the impact of the quilts that the clients are given. I think it is important to pass those experiences along to all the guild members who create such beautiful quilts to bring warmth and comfort to people they will never meet. Here are some of those stories:

From the Signature Hospice Team:

"Your effort and love put into the most beautiful quilts is long felt by our hospice patients and their loved ones. It is a comfort that is felt in the quiet of the night. A gentle reminder that they are not forgotten."

From Social Worker Erin:

"I had a male patient who had been homeless for 20 years. RN Bonnie gave him a quilt at admission, and he loved it. Put it right on his bed. I think it meant a lot to him because it was something nice and he wasn't used to having nice things anymore."

"I also had a 102 year old female patient who loved her quilt! She said it was so beautiful because she could look at it every day and see something new and pretty each time. Looking at it also helped her remember her Hospice team who she felt took such good care of her."

From Nurse Bonnie:

"Those I visit love the quilts, it's like giving them a warm hug. They are a great conversation starters! Thank them for me."

Isn't that just a big warm fuzzy? A huge THANK YOU to everyone on our CQ committee, our workday volunteers and everyone that has donated quilts and fabric to CQ. Clearly the impact of your efforts means so much to so many. If you are considering making a quilt for Signature Hospice, they typically need throw size, approximately 45" x 60". Tammy also mentioned that themed quilts are particularly useful so they can match the quilt to the client's particular interests. Case in point, she mentioned a quilt featuring horses that really lit up the face of someone who had liked to ride. Consider making quilts focused on fishing, golf, bird watching, sports, etc. They can be either tied or quilted if you are able to finish them. Keep stitching those big, warm hugs!

2023 UFO CHALLENGE

It's time to draw the next number for the UFO Challenge. **For April, the random number is #4.** You'll have until 5/31/23 to complete and submit your "before" and "after" photos of this UFO.

A total of three projects were submitted for January. I've already received two completed projects for February (#1), and I'm sure to receive more by the 3/31/23 deadline. The projects for March (#6) aren't due until 4/30/23, so it's not too late to get started on it.

You can join the challenge at any time. Gather your UFOs (UnFinished Objects). Give them each a number from 1 to 12 (but not #9 or #1 because those numbers have already been drawn). Next take a "before" photo of each project; include the project number in the photo.

Each month a random number will be drawn and listed in the *Patchword* (and on the guild's Facebook page). That is the UFO you will work on for the month. When you have completed the project, take another photo (the "after" photo). Submit both photos to me, via email, by the deadline.

For each UFO project submitted, you earn one chance to win one of several prizes at the end of the challenge. For more details, see the December and January issues of the *Patchword*.

I'm looking forward to seeing your completed UFOs.

Linda Robinson
lrobinspdx@comcast.net



Brenda Birmingham was the winner of our New Member basket of goodies. She lives in Scappoose and is looking forward to becoming involved in Northwest Quilters.



NORTHWEST QUILTERS, INC.
ATTN: Membership
PO Box 82158
Portland, OR 97282-0158

Phone: (503) 765-5910

Web: www.northwestquilters.org

General Membership

(July 1, 2023 - June 30, 2024)

Individual Member Application

NEW ☐

RENEW ☐

PLEASE PRINT CLEARLY:

Date: _____

First Name: _____ Last Name: _____

Street Address: _____

City: _____ State: _____ Zip + 4: _____

Home Phone No: () _____ Cell No: () _____

E-Mail Address: _____ Birthday: Month _____ Day _____

How long have you been quilting? _____ Do you belong to any other quilt/sewing groups? _____

Patchword (monthly newsletter, except July) --

E-MAIL ☐

*USPS (mail) Add \$20.00 ☐

Roster (Annual member directory) --

At Meeting ☐

Send PDF only ☐

*USPS (mail) Add \$1.50 ☐

Dues Structure:

2023-2024 Membership 40.00 ☐

*Patchword by USPS (mail)...ADD \$20.00 ☐

*Roster by USPS (mail)...ADD \$ 1.50 ☐

TOTAL: \$ _____

Make Check payable to: Northwest Quilters, Inc.

Credit Card, Cash or Check No. _____ Amount: \$ _____

GUILD VOLUNTEER & LEADERSHIP OPPORTUNITIES

(Please check areas where you might help.)

__President __Vice-President __Secretary __Treasurer

__Audio/Visual Tech
__Audit Committee
__Block of the Month
__Challenge Quilt
__Comforting Quilts
__Community Outreach (QOV)
__Computer Skills
__Free Table
__Greeter
__Historian

__Library
__Magazine Sales
__Meeting Set Up/Take Down
__Membership
__New Member Program
__Patchword Editor
__Patchword Distribution
__Programs/Workshops Chair
__Programs/Workshops Committee
__Publicity (Guild)

__Raffle Quilt Design
__Raffle Quilt Ticket Agent
__Raffle Tickets
__Retreats Committee
__Small Quilt Groups
__Show and Tell Coordinator
__Webmaster/Social Media

QUILT SHOW 2024

__Chair/Ass't Chair
__Boutique
__Cashier
__Depots
__Food Service
__Host/Hostess (White Glovers)
__Membership Table

__Posters/Artwork
__Publicity
__Entry Registration
__Ribbons
__Set Up
__Show Layout

__Small Quilt Raffle
__Take Down
__Treasure Hunt
__Vendor Contact
__Volunteer Coordinator
__Where Needed

NEW MEMBERS FROM QUILT SHOW

Angus, Michal
5525 SE Ogden Street
Portland, OR 97206
Email: nwq@catbirdco.us
Phone: 503-926-8878

Cooke, Kym
414 SE 45th
Portland, OR 97215
Email: kymscooke@gmail.com
Cell: 503-539-0160

Holland, Elaine
15155 SW 141st Avenue
Tigard, OR 97224-1491
Email: etholland@gmail.com
Cell phone: 503-915-6335

Ambrose, Nadine
1933 Main Street #204
Oregon City, OR 97045
Email:
nadineambrose@gmail.com
Phone/Cell: 714-856-0305

Duey, Karen
11640 NW Stone Mountain Lane
Portland, OR 97229
Email: nextexitfuel@yahoo.com
Cell phone: 860-307-9336

Hoppe, Emily
3317 N. Commercial Avenue
Portland, OR 97227
Email: sosunnyquilts@gmail.com
Cell: 512-705-8787

Bailey, Connie
1624 NE Greenwood Drive
Hillsboro, OR 97124
Email: cbailey122249@aol.com
Cell phone: 503-260-0399

Evers, Val
126 NE 30th Avenue
Hillsboro, OR 97124
Email: valevers@comcast.net
Cell phone: 503-349-5480

Kennedy, Ana
888 SE 9th Avenue #202
Portland, OR 97214
Email: ana.s.kennedy@gmail.com
Cell: 503-961-5295

Bannes, Patti
12745 Kafton Terr
Oregon City, OR 97045
Email: pattibee.pb@gmail.com
Cell phone: 971-645-2865

Gibson, Pat
16901 S. Creekside Court
Oregon City, OR 97045
Email: patagibson2@aol.com
Phone: 503-631-7448
Cell phone: 503-319-8569

Korfhage, Julie
12345 SE Wagner Street
Happy Valley, OR 97086
Email: smap8749@gmail.com
Cell: 503-702-1406

Birmingham, Brenda
52653 Maria Lane
Scappoose, OR 97056
Email:
brendab1102@comcast.net
Cell phone: 971-678-1698

Hampson, Barbara
2610 NE Hancock Street
Portland, OR 97212
Email: blhamp@gmail.com
Cell phone: 503-754-0058

Kramer, Tammy
14968 SW Summerview
Tigard, OR 97224
Email: tammykramer@frontier.com
Phone: 503-522-6231

Chapman, Christine
13048 Knaus Road
Lake Oswego, OR 97034
Email: 2christinec@comcast.net
Cell phone: 770-330-8718

Harris, Jessica
17809 SE Haig Drive
Portland, OR 97236
Email: J.B.colors@live.com
Phone: 541-647-3928

Krause, Diane
2606 S. 18th Court
Ridgefield, WA 98642
Email: dianekrause55@gmail.com
Cell: 541-912-7360

NEW MEMBERS FROM QUILT SHOW

Larson, Linda
129 NE 41st Avenue
Hillsboro, OR 97124
Email: lala_larson@hotmail.com
Phone/Cell phone: 503-591-9105

LeGrove, Julie
13705 NW Lariat Court
Portland, OR 97229
Email: ajlegrove@gmail.com
Cell phone: 503-484-7855

Lide, Janet
5421 SE Scenic Lane #100
Vancouver, WA 98661
Email: jplquilter@aol.com
Cell Phone: 925-989-9903

Long, Janie
13531 Clairmont Way #97
Oregon City, OR 97045
Email: jlongb4@aol.com
Cell phone: 971-235-2808

Mallett, Elaine
839 SE 71st Avenue
Hillsboro, OR 97123
Email: mallett92@gmail.com
Cell phone: 503-801-4833

Miller, Jan
28457 SW Meadows Loop
Wilsonville, OR 97070
Email: jam20026@comcast.net
Cell phone: 503-804-4538

Morris, Nicole
10192 SE 99th Drive
Happy Valley, OR 97806
Email: ancquiltspace@gmail.com
Phone: 714-717-2005

Morrison, JoAnn
3955 SE Salmon Street
Portland, OR 97214
Email: jomacmo@msn.com
Cell phone: 503-407-6687

Newton, Debbra
553 Lakefair Place N
Keizer, OR 97303
Email: dnewton3@comcast.net
Phone: 541-554-0109

Northway, Risa
PO Box 2575
Oregon City, OR 97045
Email: rjn867@yahoo.com
Cell phone: 503-758-5705

Olin, Keri
8964 S. Grizzly Bear Court
Canby, OR 97013
Email: keriolin@gmail.com
Cell phone: 503-314-7527

Pehrson, Christine
1380 NE Cornell Road
Hillsboro, OR 97124
Email: wpncpehrson@gmail.com
Cell: 971-227-5580

Poff, Janice
1830 SW 208th Avenue
Aloha, OR 97003
Email: JanicePoff@gmail.com
Cell: 971-678-0983

Sandra Portouw
PO Box 1587
Boring, OR 97009-1587
Email: skayp@comcast.net
Phone: 503-658-4038
Cell: 503-970-7206

Pusieski, Maribeth
4020 SE Tibbetts
Portland, OR 97202
Email: mbpdx15@yahoo.com
Phone: 503-333-3837

Reitmayer, Lori
17014 NE 13th Avenue
Ridgefield, WA 98642
Email: funnylori@gmail.com
Cell phone: 503-407-7954

Sears, Jan
6783 SW 173rd Place
Aloha, OR 97007
Email: 951magpie@aol.com
Cell phone: 951-317-4308

Smith, Emily
4400 SW Idaho Drive
Portland, OR 97221-3350
Email: epsmithot@msn.com
Phone: 503-293-6172

NEW MEMBERS FROM QUILT SHOW

Stutzman, Denise
20022 SW 69th Street
Tualatin, OR 97062
Email: stutziek@aol.com
Phone: 503-702-9531

Tellmann, Karen
15203 NW 7th Court
Vancouver, WA 98685
Email:
SewMiksters@hotmail.com
Cell phone: 904-553-3062

Turler, Ruth
4655 NE Killingsworth Street
#30
Portland, OR 97218-1948
Email:
threadsofgrace@gmail.com
Cell phone: 541-490-6721

Urban, Donna K.
5536 SE Clearbrook Street
Hillsboro, OR 97123
Email:
donnaurban@gmail.com
Cell phone: 971-506-7035

Wagar, Becky
677 NE Valarie Court
Hillsboro, OR 97124
Email: rswagar@comcast.net
Cell phone: 503-956-3505

Yackly, Sally
4801 SE Fieldcrest Street
Milwaukie, OR 97222
Email: sally@sterling.net
Cell phone: 503-267-1107



DID YOU KNOW?

The history of quilting, the stitching together of layers of padding and fabric, may date back as far as 3400 BCE. For much of its history, quilting was primarily a practical technique to provide physical protection and insulation. However, decorative elements were often also present, and many quilts are now primarily art pieces.

according to Wikipedia

The Quilts of Gee's Bend

When enslaved women from the rural, isolated community of Boykin, Alabama—better known as Gee's Bend—began quilting in the 19th century, it arose from a physical need for warmth rather than a quest to reinvent an art form. Yet by piecing together scraps of fabric and clothing, they were creating abstract designs that had never before been expressed on quilts.

These patterns and piecing styles were passed down over generations, surviving slavery, the antebellum South, and Jim Crow. During the Civil Rights movement in 1966, the Freedom Quilting Bee was established as a way for African-American women from Gee's Bend and nearby Rehoboth to gain economic independence. The Bee cooperative began to sell quilts throughout the U.S., gaining recognition for the free-form, seemingly improvisational designs that had long been the hallmark of local quilt design. As awareness grew, so did acclaim, and the quilts entered the lexicon of homegrown American art.

Article from www.arts.gov



NorthwestQuilters, Inc.
PO Box 82158
Portland, OR 97282

BOARD MEETING

Monday, April 3, 6:30 p.m.

Virtual Meeting

link found on Members Only webpage

GENERAL MEETING

Monday, April 10, 7:00 p.m. (opens at 630 p.m.)

In-person Meeting and Virtual

Immanuel Lutheran Church

7810 SE 15th Ave, Portland, OR

COMFORTING QUILTS

April 5, 9:30 a.m. to 2 p.m. Workday

Mill End Store - Upstairs

9701 McLoughlin Blvd., Milwaukie OR

Visit the website: Northwestquilters.org

