

A MESSAGE FROM THE PRESIDENT

October already! October has always been one of my favorite months. I love decorating for Halloween and I love the way nature decorates in the gorgeous fall colors. I like pulling out some of my favorite cozy sweaters and having a warming cup of tea late in the afternoon. October is also a great time to start spending more time indoors working on those many UFOs, and getting serious about working on those Christmas projects.

October is also National Ergonomics Month - so as you are working at cutting, pressing and sewing, think back to last year's speaker on ergonomics. Have you evaluated your various areas to make sure that you are working in a way this is not going to give you back aches or shoulder pains? Please take some time to

consider the way you have things set up and consider making some adjustments if necessary, so you can keep doing the work that you love.

October is also National Book Month; yet another reason for me to love October. I love books and love reading. I managed to acquire only a few new books at the Super Sale; I am trying not to accumulate too much stuff (other than of course building a healthy fabric stash).

Speaking of the Super Sale, please read Denise's article about the Super Sale in this newsletter. I want to thank Denise Gies and all the volunteers who helped with this event. There were so many people who helped with the setup, at the sale, cleaning up afterwards, and

by donating materials for the sale. Denise did a phenomenal job at organizing and running this event. We made some money, had some quality time with other guild members, and gained some new members! Doing this event also gave us a chance to have a bit of a trial run in this new space, which will be where our quilt show will be in March. This is truly a very nice building and will be a great space for us to display all the stunning quilts that have been created by us. Did you know that October is also National Cookie Month? Maybe I will go munch on a cookie as I browse through a new quilt book to find a perfect project to work on at my ergonomically adjusted sewing space. Happy fall!

OCTOBER PROGRAM:

"Are you planning to submit a quilt to our quilt show in March 2023? Do you wonder what a quilt judge is looking for when she/he is judging? Are you curious about a quilt's history?"

Our virtual speaker for October 10 general membership meeting may have the answers for you!

Allison Rainboth is a NACQJ Certified Quilt Judge and an AQS Certified Appraiser. Originally from southern California, she learned to sew at her local Singer store at the age of 10. She now owns Sisters Choice Quilting Service in Berlin, Wisconsin. Learn more about her at

www.allisonrainboth.com. I'm looking forward to an interesting and humorous talk about quilts, my favorite subject!. I hope you will join us!

Evelyn Eason
Programs and Workshops Coordinator

COMFORTING QUILTS

We have ended the first quarter of our 2022-23 year with a total of 680 quilts given to nine of the agencies we support. This is an excellent start, and we are well on track to deliver the 2,600 that is our goal this year.

Thank you to everyone who has handed in pieced tops and finished quilts; the shelves inside the inventory closet are looking quite full which means several deliveries will be made in October. We are also grateful for the donations of fabric that we've received, particularly the longer lengths that are so valuable when we make backs.

What quilt sizes do we need? Large pieced throw, bunk and twin tops; doll and infant quilts, definitely finished. However, we happily accept any quilts that are close to the sizes that we list in the roster.

The response to our request for easily tied lap quilt tops has been

great. Several were layered up, serged and turned at workday, so they have gone to be tied, and we have twenty ready for the next workday. These are the Hal quilts that are so straightforward to put together. The kits we have been offering are very popular - just six fat quarters plus half a yard for the border and a pattern. The pattern is included in this newsletter because it is a handy stashbuster which many guild members will enjoy trying. Don't feel limited to using six fabrics for the squares - we enjoy seeing the creative designs that quilters come up with.

Each year we give about two dozen bunk quilts to Strength for the Journey, a four-day summer camping retreat at Suttle Lake



for persons with HIV/AIDS. The campers write notes of appreciation that include photos of each camper with his or her quilt, and the collection we recently received will be on the Comforting Quilts table at the general meeting for everyone to read. Early in September our workday was attended by twenty volunteers, all of whom were kept very busy. We are always pleased to see new faces so please feel welcome. Our next workday will be on Wednesday 5th October, and details are in the roster.

Sue Hatt,
nwqsuehatt@gmail.com

NORTHWEST QUILTERS PASSWORD - For "Members Only" Webpage

There is a "Members Only" area on the NWQ website for current NWQ members. It contains an archive of the *ePatchwords*, BOM archive, Member roster, forms and more. Go to the homepage,

<https://www.northwestquilters.org/>
Click on the link "Members Only" on the main menu.
On the "Members Only" page, click on the "Log In" link and, in the prompt box, enter this Password:

Stashbuster23

(Password as of August 1.)

If you have any problems logging in, email the webmaster, Jane Ratcliff
jratcliff@northwestquilters.org

THE HAL QUILT

In honor of Hal Hague

LAP quilt # 11hal

Finished quilt size: 42" x 42"

Finished block size: 5"

Number of blocks: 49

FABRIC REQUIREMENTS

- Blocks:
 - Fabric #1: 1 fat quarter
 - Fabric #2: 1 fat quarter
 - Fabric #3: 1 fat quarter
 - Fabric #4: 1 fat quarter
 - Fabric #5: 1 fat quarter
 - Fabric #6: 1 fat quarter
- Borders: 18" width of fabric


CUTTING

- Blocks:
 - Fabric #1: 9 of 5½" squares
 - Fabric #2: 8 of 5½" squares
 - Fabric #3: 8 of 5½" squares
 - Fabric #4: 8 of 5½" squares
 - Fabric #5: 8 of 5½" squares
 - Fabric #6: 8 of 5½" squares
- Borders: 4 of 4" WOF strips

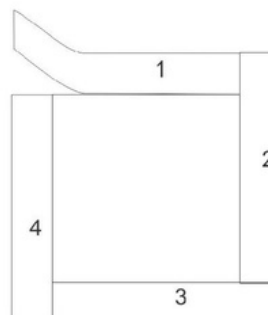
METHOD

- Arrange the squares in any pleasing design. The numbered squares on the quilt drawing produce a diagonal layout.
- Sew the pieces row-by-row.
- Attach border strips using the partial seam method. See explanation to the right.
- Hand the finished top to Comforting Quilts. We will layer the sandwich and sew it, ready for tying.
- Hal Hague will tie the quilt.
Thank you, Hal!

	1	2	3	4	5	6	1
	2	3	4	5	6	1	2
	3	4	5	6	1	2	3
	4	5	6	1	2	3	4
	5	6	1	2	3	4	5
	6	1	2	3	4	5	6
	1	2	3	4	5	6	1



Cutting layout from a fat quarter



How to apply partial seam borders.

Start by sewing strip # 1 to the central square but stop sewing before you reach the edge of the square. Then attach the full length of strip # 2 to the central square. Add strips # 3 and # 4. Finally finish attaching strip # 1 to complete the four borders.

Pattern developed by Comforting Quilts
for Northwest Quilters, Inc.

8/23/2022 The Hal Quilt
LAP 11hal



Northwest Quilters 2023 Festival of Quilts

Save the Date!

March 10 & 11th, 2023

- New Venue -

Westside Commons
Wingspan Event & Conference Center
801 NE 34th Avenue
Hillsboro, OR 97124

(at the Washington County Fairgrounds)

<https://www.westside-commons.com/>

- 300 + Quilts on Display
- Vendor Mall
- Gift Boutique
- Free Demos
- Raffle Quilt
- National Quilt Month Celebrations
- Much, much more!
- Walk across the street to MAX station



For more information about being a vendor, displaying your quilts, or general questions

Contact Denise Gies at: quiltshow@northwestquilters.org

Check our website www.northwestquilters.org for updated information



QUILT SHOW NEWS!

Quilt Show March 10 & 11, 2023

Plans are coming along! Major planning will begin in earnest now that we have wrapped up the Super Sale!

You may register up to 6 possible entries for each person, so think about the quilts you have made over the last 3 years and pick your favorites. When registration opens after the holidays fill out the entry form online and we can start planning the layout. We can't have a show without beautiful, intriguing quilts of all skill levels.

We have several categories for quilts to fit under, and here is their description

- **APPLIQUÉ QUILT:** appliqué is the predominant construction technique.
- **ART QUILT:** (abstract) a unique, non-traditional work that is original in concept, design and execution.
- **ART QUILT:** (pictorial/representational) a unique, non-traditional work that is original in concept, design and execution.
- **HAND STITCHING:** quilted items which have been stitched predominately by hand – 75% or more. This could be English Paper Piecing, Hand Appliqué, Embroidery on wool, linen, or cotton,

Cathedral Windows Quilt, or Crazy Quilt. Items in this category may be finished with either two or three layers.

• **IT'S NOT A QUILT:** stitched items that are not actually quilts. Includes garments (wearable art), accessories, table runners, place mats, bags, hats, yo yo quilts, ornaments, totes, or summer coverlets. Items in this category may be finished with either two or three layers.

• **MINIATURE QUILT:** not just a small quilt but one that has a miniaturized design; blocks must be no more than 4" and the finished quilt has no side larger than 30". Hanging sleeve not required.

• **MIXED TECHNIQUES QUILT:** design features more than one construction technique to a significant degree.

• **MODERN QUILT:** must include two or more of the following characteristics: the use of bold colors and prints, high contrast and graphic areas of solid color, improvisational/liberated piecing, minimalism, expansive negative space, alternate grid work, and/or the reinterpreting of classic block/quilt designs.

• **SMALL PIECED QUILT:** perimeter is less than 248", and the surface is primarily pieced.

• **LARGE PIECED QUILT:** perimeter is 248" or more, and the surface is primarily pieced.

• **YOUTH:** made by someone under 18 years of age

Quilting is also broken into categories...

• **HAND QUILTING:** Hand quilting must be the predominant quilting technique.

• **DOMESTIC MACHINE QUILTING - HAND GUIDED:** A conventional sewing machine was used as the predominant quilting tool.

• **LONG-ARM/MID-ARM/EMBROIDERY MACHINE QUILTING:** A long arm or mid arm or embroidery machine as the predominant quilting tool. Please distinguish between predominantly COMPUTER-GUIDED or predominantly HAND-GUIDED quilting.

If you would like to be involved in the planning of this project, there is still time to join in. It's a great way to meet and get to know

(continued page 6)

NWQ Board

President: Paula Connell
president@northwestquilters.org
Vice President: Joan Spencer
joankspencer@gmail.com

Secretary: Jean Morado
Secretary@northwestquilters.org
Patchword Editor: Myra Turley
patchword4nwq@gmail.com
Treasurer: Sandy Murphy
Treasurer@northwestquilters.org

QUILT SHOW (continued)

members and make friends along the way. The day of set up and 2 days of actual show are a whirlwind of activity and there are many tasks that need to be done. Some are physically active while others are tasks that do not require much moving around. As you think of the different ways that you can help the guild put on a very successful show, keep in mind that we need quilts to display, people to collect quilts as a depot, help hang the quilts, take money for tickets, help out at various NWQ booths, put on demonstrations, relieve vendors for breaks and help with take-down and cleanup.. just to list a few. There will also be many tasks that need to be done prior to the show, so if you would like to work on some of these, speak up.

Our 2022 UFO Challenge

Congratulations to Debby Drummonds! She was our randomly drawn participant for August.

If you are new, or you weren't ready to join us earlier, you can hop in anytime! We only have 3 numbers left. Grab 3 UFOs you would like to finish and give them each a number using the following (because we have already drawn some numbers) labels.# 6, 7, 8.

Share your projects and progress on our Facebook page! We love to see your progress.

<https://www.facebook.com/groups/522571628091807>




The UFO for October is number 8.

When you finish this month's project, send me an email of the original picture, and a picture of the finished masterpiece by midnight on October 31st. One lucky "finished" project will be chosen randomly for a prize.

Remember: Your project does not have to be finished exactly like you originally planned.

If you have any questions, contact Denise Gies.

2024 RAFFLE QUILT



Plans are under way for our 2024 "New York Beauty" Raffle Quilt.

Nancy Tubbs has graciously donated most of the fabrics needed to complete the top of this quilt! Kits for blocks and "block portions" will be available at the October meeting for members who would like to help by stitching.

If you have some fat quarter or larger pieces of batiks that are bright, clear, and read as a single color, you are welcome to add them to the collection for more variety. Any donated fabrics that are not used for this quilt will be given to Comforting Quilts. Bring them to the October general meeting or send them to me.

You can still join this work group by contacting Denise Gies.

Let Sleeping Cats Lie

NEW MEMBER PROGRAM

NWQ New Member meetings continue to be held monthly, typically on the 3rd Saturday of each month. HOWEVER ... next month, the 3rd Saturday conflicts with our Fall Retreat, so we will meet on the 2nd Saturday of October. Please mark your calendars. Our next 3 meetings will be held:

October 8th (at Paula Connell's house)

November 19th

December 17th

In September, we met at Joyce Swift's home and shared a pot-luck lunch. Maureen Orr Eldred joined us to share information about our Community Outreach program. Maureen also brought pillowcase kits and Christmas Stocking kits for those who wished to sew and return these. Participants were gifted a pre-cut block kit for next month's BOM (chicken). There were 4 door prizes given out (3 new pre-cut packs + a set of 11

Scottie Dog blocks).


NWQ currently has 41 (!) new members: 11 who've joined in September (as of 9/20), and 8 of whom joined at our Quilters Super Sale. Please join me in welcoming our newest members: **Helen O'Donnell, Lynne Derbyshire, Becky Bent, Krista Baggett, Rosemary Chapman, Pam Clifford, Karen Kenyon, Diane Lien, Lorri Manson, Amy Reed, and Leslie Woods.** Ladies: on behalf of the entire guild, Welcome! We're so glad you joined us, and we look forward to getting to know you better! Congratulations are extended to our "graduating" member: **Sharon Kidder.** Sharon: Please know that you are most welcome to continue to participate in the New Member Program in your new role as an established member of the guild.

Basic Information about the NWQ New Member Program:

This signature program focuses on members during the first 12



months of membership. New Members are offered dedicated seating at the "New Member Table" at NWQ General Meetings. In addition, monthly, informal, small group meetings focus on friendship and information about our guild. Recently, we've been meeting in person and sharing a pot-luck salad bar lunch. It's an easy way for members to get to know each other, learn about what our guild has to offer, ask/answer quilting and guild-related questions, and become more integrated in guild activities. Established members are also encouraged to attend as a means of getting to know and supporting our newest members. We often have a guest speaker. We always have a very generous door prize for the new members who attend. Questions? Contact Joyce Swift (503) 887-7766



Comforting Quilts at the September meeting



Block of the Month

MONTAVILLA

SEWING CENTERS

- Est. 1949 -



Stitching in the Kitchen by OESD

In this two-day event, you'll have the opportunity to create 6 coordinating kitchen-themed projects, plus you'll learn valuable embroidery techniques to grow your embroidery knowledge. Gain tons of inspiration as you view a wide variety of embroidery projects on display and learn how to choose the right stabilizer and embroidery tools for almost any type of embroidery project. All project supplies and machines will be provided for you in this event, plus lunch and snacks both days. \$119.95.



MAKE 6 *amazing* PROJECTS!



Event Center - November 2 & 3, 10am - 4pm.

Event Center - November 4 & 5, 10am - 4pm.

The Fun, Fabulous, Floriani Experience

Selecting the right stabilizer, thread, needle and design along with proper hooping technique makes all the difference between beautiful finished embroidery and disappointment. Join Floriani embroidery expert Ashley Dell for an information packed lecture/demo to take your embroidery to the next level. \$49.95.



Lake Oswego - October 20, 10am - 4pm

Gresham - October 21, 10am - 4pm

Beaverton - October 22, 10am - 4pm

MONTAVILLA

SEWING CENTERS

- Est. 1949 -



Portland

503-254-7317
8326 SE Stark
Portland, 97216

Sew much better.

Beaverton

503-619-6619
4955 SW Western
Beaverton, 97005

1-800-854-1430

Lake Oswego

503-635-1353
429 1st Street
L.O., 97034

Gresham

503-661-2102
971 NE Kelly
Gresham, 97030

www.montavillasewing.com

Event Center

Not a retail location.
9701 SE McLoughlin
Portland 97222



Spooky Deals!

Prices so good they're scary!

Northwest Quilters Members Only

Save \$30 OFF any Full Service

Expires 10/31/2022

Northwest Quilters Members Thread Deal

Buy 2 Get 1 Free or Buy Bulk

Expires 10/31/2022

Buy 10 Get 10 Free (of equal or lesser value)

- **FREE Machine Lessons for Life**
includes entire household!
(Husbands included -Teach him to hem his own pants!)
- **Low Price Guarantee**
- **Unbeatable Support**
- **FREE Extended Warranty with Purchase**
- **FREE Discount Save Stores Club Membership**



JANOME At your side. **brother** **BERNINA**

SEWING MACHINES
SAVE STORES
VACUUM CLEANERS
Since 1960

6701 SE Foster Rd, Portland

503 775-7283

Hours: Monday-Saturday 10:00-5:00

www.SaveStores.com

GENERAL MEETING MINUTES - September 12, 2022

The hybrid meeting was called to order at 9:30 AM by president Paula Connell. She welcomed all members as well as guests and new members. Paula shared that today was "National Day of Encouragement" and that as a guild it was always easy to find encouragement from one another.

Mary Fitzgibbons announced and introduced new members in attendance both in person and online.

Speaker: Evelyn Eason - Evelyn introduced our speaker, **Elizabeth DeCroos of Epida Studio.** Elizabeth shared her love of traditional Korean style patchwork. She lived in Korea for a time and learned how to make Pojagi (bojagi), a traditional Korean wrapping cloth. Pojagi have been part of Korean history for over 2000 years. In the past they have been used in ceremonies to wrap gifts to the royal family and for special occasions such as weddings. Still in use today, their use varies from wrapping cloths to head wraps and suitcases. Often made of silk and occasionally embellished with elaborate embroidery, they represent best wishes from the giver and a gift of time and love as well.

Look for tutorials, techniques, and projects on her website.

epidastudio.com/pojagi/pojagi-bojagi-resources

Committee Reports:

Comforting Quilts: Sue Hatt - Sue thanked everyone who brought in quilts and yardage, with a special mention for backing fabric and Hal quilt tops. We need twin tops and bunk tops as well as doll and infant quilts. Volunteers for

tying tops and longarm quilting are needed. Extra batting for doll quilts is available.

Raffle quilt: Carrie Perkins - The 2023 raffle quilt, Moonlight Rose, was on display and tickets were available to buy (\$5/1. \$10/3). This quilt was designed by Helene Knott and quilted by Marie Anderson as well as being pieced by many other members of the guild.

Retreat Information: Barbara Mason - The Fall Retreat is October 13-16. Join the fun. Twenty-six people are signed up with 6 spots still available. No private rooms available at this time.

Pillowcase Kits: Gail Planck - Pillowcase kits were available at the meeting. These will go to children in Doernbecher Hospital.

Community Outreach: Maureen Orr Eldred - Kits for stockings and pillowcases were available at the meeting. These will go to the Salvation Army Veterans and Family Center in Beaverton. Please return by the November meeting.

Super Sale Update: Denise Gies - We still need tables for the sale. Go to Ivolunteer to sign up for tables or to volunteer. About half the spots, 52%, are filled - the late shift on Saturday still needs people. Bring any selvages you have for tying bags. There is no parking fee on Friday or early on Saturday, otherwise parking is \$10. Chairs are being brought.

Raffle Quilt 2024: Evelyn Eason - Evelyn reminded members that she is collecting batiks for the future raffle quilt. Sandy Murphy shared a lovely sample block for the quilt.

National Jellyroll Day: Mary Picucci - National Jellyroll Day is on the day of our Super Sale. There will be a booth at the Super Sale. Any donations of jellyrolls are appreciated.

Mt. Hood Quilt Guild: Shirley Workman - The raffle quilt from the Mt. Hood Quilt Guild was on display and tickets were on sale at the break. Their quilt show will be on October 14-15.

BOM Drawing: Liz Hinze - Mary Nelson won 20 Grecian Square blocks for the September Block of the Month. The October Block of the Month, Throwback Big Happy Chicken was on display. Patterns are in the *Patchword*.

Show & Tell: - Renee Pye - There were 12 beautiful quilts shared for Show and Tell.

Hand quilting: Susan Ramsey - Susan expressed an interest in hearing from any quilters in the guild who are doing hand quilting.

UFO: Denise Gies - There were 7 finished UFOs in August. Debbie Drummonds was the winner. September's UFO is #9. We are looking for someone to do this for 2023. Linda Robinson expressed interest in doing it.

(Continued on page 11)

GENERAL MEETING MINUTES (Continued)

Door Prizes: Deidre Meaney - This meeting's door prizes were won by Kathleen Schmidt, Cindy Gagliano, and Lisa Christensen.


SUPER SALE



The next general meeting will be Monday, October 10, 2022, 7:00 PM (opens at 6:30).

The meeting was adjourned by Paula Connell at 11:08 AM.

Respectfully submitted,
Jean Morado



Welcome

NEW MEMBERS

Please welcome these new Members from the September Meeting and Online:

Becky Bent
6641 SE Woodstock Ave
Portland OR 97206
(503) 254-8519
reclaimdermo@yahoo.com

Lynne Derbyshire
2118 SE Tamarack Ave
Portland OR 97214
(503) 236-4983 (503) 936-6046
lynnei.derby@gmail.com

Helen O'Donnell
629 NE Meadow Dr
Portland OR 97211
(650) 906-6862
odonnell.ha@gmail.com

And welcome these New Members from the Super Sale:

Krista Baggett
2008 SW Merlo Ct #205
Beaverton OR 97003
(503) 919-7181
lily330@protonmail.com

Rosemary Chapman
1059 SE 8th Ave
Hillsboro OR 97123
(503) 431-0717
crfcm@aol.com

The following members were inadvertently left out of the printing of the 2022-2023 Roster Listing.
Please add them into your individual copies:

Cimino, Cara
7136 SE Center St
Portland OR 97206
(719) 659-5604
caracimino@gmail.com

Helen Clark
26173 S Mill Creek Cir
Mulino OR 97042-9651
(503) 502-2041
helen0151@gmail.com

Barbara Coleman
2226 NE Hancock St
Portland OR 97212
(503) 281-1823
bjcolee@gmail.com

Please correct the mailing address for Sheryl Teuscher. Her PO Box number is 310 not 316.

Please welcome back:

Lawanna Dailey
26768 SW Markhaven St
Sherwood OR 97140
(503) 909-8426
longterm55@frontier.com

Dianne McRae
22355 SE Hoffmeister Rd
Damascus OR 97089
(503) 789-4542
dmcrae1743@gmail.com

Janet Snyder
3403 NE 11th Ave
Portland, OR 97212
(702) 5896-5044
snyderslp@aol.com

Cassandra McMaster
14818 SE Wanda St
Milwaukie OR 97267
(971) 703-8226
cmcmaster4796@gmail.com

Super Sale Photos & More



OCTOBER BIRTHDAYS

Susanne Avery 4	Nancy Stovall 14
Pamela Hillis 4	Barbara Coleman 17
Susanne Gordon 4	Renee Pype 19
Christine Lentz 4	Chris Batten 21
Traci Keinberger 5	Shirley Quattlebaum 22
Rita Buckley 9	Ardith Hall 23
Karen Esterholdt 10	Diane Lien 23
Joy Ruplinger 12	Paula Connell 29
Nancy Spigal 14	



COMMUNITY OUTREACH

State Fair: We had a great time at the NWQ booth at the Oregon State Fair on August 26th. Thanks to **Helen Clark (and Michael), Bob Eldred, Tom Korn, Barbara Mason, Jane Ratcliff, Lori Stephens, and Mary Taylor (and Bob).** We demonstrated machine piecing, hand binding, English Paper Piecing, and sewing Christmas stockings. Bob Eldred garnered a lot of interest by piecing on a 1922 Singer 99K hand-crank machine, and Jane and Lori distributed small kits for those who were intrigued with the EPP method and wanted to try it at home.

Stocking Project: We appreciate all of you who took stocking kits and/or pillowcase kits for our December project, including the enthusiastic New Members at their meeting on September 10th. As of mid-September, we have 57 stockings and 10 pillowcases turned in, so we are making progress. These will all go to the Salvation Army Veterans & Family Center in Beaverton and a related women's and children's center. Between them, there are well more than a hundred residents, predominantly male veterans but also women and children up to the age of 17. There will be more kits of both kinds to be picked up at the October general meeting (Monday, October 10, 7:00pm). If you have a kit out, it will help me if you return it by the October meeting so we can see where we stand on completing this project. And thanks to all of you who delivered fabric for pillowcases - we can still use more "masculine" fabric in full WOF pieces at least 28" long, in case it is lurking in your stash.

Here is the list of requested stocking stuffers: Men's white or dark cotton

crew socks (the good kind with cushy soles); colorful socks for women and children; small crossword/sudoku/similar books; nail clippers; travel size toiletries; decks of cards; small sewing kits; hard candies or chocolate; dried meat sticks; individually packaged snacks (granola bars, peanut butter crackers, etc); individually packaged drink mixes (hot chocolate, cider, tea); small flashlights; batteries; ball point pens and mechanical pencils; lip balm or ChapStick. For the children (there are teenagers as well as younger children at any given time): games for various ages; colored pencils or pens; small sticker books; small toys; art supplies for various ages. We have plenty of crayons - thank you for those! Small handmade gifts of any kind are welcome, such as covered notebooks, zipper bags, ornaments.

All of this will need to be delivered by December 15th, so the December general meeting (Monday, December 12th, 7:00pm) will be the final turn-in day for stuffers. Thanks to all of you who are working on it.



Quilts of Valor: Our October QOV Sew Days will be on Monday, the 31st, and Tuesday, November 1st, from 10:00 - 3:00 pm. Currently we are holding the numbers down to around 14 on each day, pre-registration required. Although Monday fills up quickly, there is

usually room for more participants at our Tuesday sessions. Please call or email me if you'd like to sew with this group.

If you are interested in sewing QOV blocks or assembling a kit, please let me know. In the meantime, cutting, sewing, quilting, binding, and pillowcase making continues. Special thanks to **Peggy and Jerry Baumgartner** and **Jane Ratcliff** for assisting with QOV awards.

-- Maureen Orr Eldred,
moequilts2@gmail.com 503-706-5064 cell; 503-646-5970 home

November General Meeting Plans

The November NWQ general meeting (Monday, November 14th, 9:30 am) will be an all-comers sewing day for Quilts of Valor. We will have several groups, each led by a Table Mom and each devoted to sewing together a QOV quilt top that we have prepared. Another group, led by Kathy Anderson, will sew QOV presentation cases. We will also have three or four QOVs that need hand sewing on their bindings and some cutting that will need to be done. Our greatest need by far will be for members who bring their sewing machines to piece and assemble quilt tops during this period. It is a fun and social event that also helps us honor our military veterans and active service members. Please plan to come! Questions? Contact Maureen Orr Eldred, Community Outreach Chair



Quilts of Valor Presentations



On September 20th, we were privileged to award his Quilt of Valor to Wesley B., a US Army veteran 1950-1958, who enlisted near the beginning of the Korean Conflict. Wes served in the 104th Infantry "Timberwolf" Division as a member of the Division band, including marching and playing in Rose Festival and Veterans' Day parades in Portland. His QOV was made by Peggy and Jerry Baumgartner, who also nominated him for the award. He is shown with Jerry (left), Wes's wife, Verna, and Peggy Baumgartner.



On September 10th, we were honored to award his Quilt of Valor to Buster K., a veteran of the US Army 1966-1969. Buster served in Communications in Vietnam and was awarded a Purple Heart. He is shown here with his wife and his son, wrapped in the quilt made by Tom Korn, a US Navy veteran of Vietnam.



On August 29, we were privileged to welcome James R., a US Marine Corps and US Army veteran 1983-2008, to our Quilts of Valor Sew Day. James served in Iraq as well as in Panama, Germany, Japan, and Stateside. He is pictured here, wrapped in his QOV and surrounded by Bob Eldred, James's daughter (currently serving in the US Army), James's wife, and Jane Ratcliff. His quilt was designed and made by Joyce Reyman and quilted by Jane Ratcliff.



BOARD MEETING MINUTES - September 5, 2022

The virtual meeting was called to order at 6:30 pm by Paula Connell, President.

Present: Paula Connell, Joan Spencer, Sandy Murphy, Jean Morado, Denise Gies, Sue Hatt, Maureen Orr Eldred, Deidre Meaney, Mary Nelson, Mary Fitzgibbons, Evelyn Eason, Helene Knott, Barbara Mason, Traci Kienberger, Dawn Sharafi, Kari Martinez, and Jane Ratcliff.

Executive Committee Reports:

President, Paula Connell - Paula thanked everyone who sent in committee reports.

Treasurer, Sandy Murphy – Sandy shared a letter to Comforting Quilts thanking us for a quilt for a person in Idaho. This included a donation in memoriam. Sue Hatt will look into whether it was for our guild or one similarly named.

Secretary, Jean Morado - Jean will be sending the corrected board minutes to all members of the board before the following general meeting so they are current on decisions made by the board.

Standing Committee Reports:

Business of the Month, Denise Gies - There is no Business of the Month for the month of September.

Challenge Quilt, Melody Burchyski - The 2023 theme will be announced in October.

Comforting Quilts, Sue Hatt - The number of attendees at workdays is increasing. With monthly general meetings at the church returning and the productivity of workdays, the committee doesn't need to work at the Mill End Store every week. In August, 100 quilts were sent to 6 agencies

including 33 lap quilts to Nursing Home Ministries. Donations of fabric were received from a business, a moving quilter, and E.E. Schenck. More volunteers to tie quilts are needed.

Community Outreach, Maureen Orr Eldred - Nine volunteers at the Oregon State Fair on August 26th demo'd machine piecing, binding, constructing Christmas stockings, and English Paper Piecing. Small EPP kits were available to attendees who wanted to try the technique at home. Bob Eldred generated a lot of interest piecing blocks on a 1922 Singer 99K hand crank machine.

We continue working on the stocking and pillowcase projects for December delivery. We could use more "masculine"-themed fabrics in 28" x WOF pieces. The November general meeting will be an all-members sew day for Quilts of Valor. We will have 5-6 Table Moms, each with a fully cut kit for a QOV top, plus a group making presentation cases. Attending members will be distributed among those groups. Our greatest need will be for members with sewing machines to piece and assemble the tops during that meeting. We will need a small number of pressers and runners (irons and boards will be in place). We will also have 3-4 QOVs ready for bindings to be hand sewn. When we have done this in the past, we have set up the room (including the library) on Sunday afternoon. Is that possible and advisable this year? We might be able to award a QOV at this event, depending on availability of a recipient.

Membership, Mary Fitzgibbons - General membership now stands at 201 members plus 10 business members. The Membership Guide and

Rosters will be distributed starting at the September meeting. It has been mailed to the 36 members that paid \$1.50 with their renewal. Corrections to the roster and updated PDF have been sent to all members of the guild. Memberships will have a table at the Super Sale manned by Tracey Dunlap and Mary Fitzgibbons.

New Member Program, Joyce Swift -

The dates of the new member meetings have been moved to the 2nd Saturday of September and October to avoid the Super Sale and Fall Retreat. It will return to the 3rd Saturday in November.

Patchword Editor, Jane Ratcliff (for Myra Turley on leave of absence) - The *Patchword* has grown in content to where the file is too large to send via email. The September issue was put in the guild's Google Drive, shared with all the guild members, and a link sent out. It was again sent out via the weekly email with a link to the file on the website and a link to the members only page. This appears to be the best way to distribute the *Patchword* rather than via email if upcoming publications continue to grow. A different software is being used to create the *Patchword* with Maureen being added to the "team" so she can edit in real time which has proven to be a true time saver for both of us. All the current marketing documents have been uploaded so the marketing team is able to work on those documents in real time as needed. We are quite fortunate to have gotten the software

(Continued on page 16)

BOARD MEETING MINUTES - (continued)

for free as a nonprofit.

All articles for the October *Patchword* are due to Jane by September 20.

Programs/Workshops, Evelyn Eason

-The contract for Katie Pedersen has been signed. The Mt. Hood Quilt Guild is dealing with venue and scheduling decisions and at this time cannot commit to signing up to join us for Katie's event.

Our presentation this month will be Elizabeth DeCroos of Epida Studio and Designs (paid by PayPal).

Allison Rainboth is scheduled for our October meeting.

Jane has offered to help streamline the contract for virtual speakers with scanning and sending by email a one-page contract.

Future programs and a Featherweight workshop in 2023 will be finished this month. Evelyn has collected suggestions for speakers from our members and other sources.

2023 Quilt Show, Denise Gies - Plans will ramp up when the Super Sale is over. Three folks stepped up to do the treasure hunt.

2023 Raffle Quilt, Helene Knott

Marie Anderson is done quilting the quilt and will be handing it over to Betty Moore who will be binding it. They will try to have it done by the Super Sale. Denise is working on the sign.

Raffle Quilt Ticket Sales, Carrie

Perkins - Raffle quilt tickets have been ordered and may be available at the September meeting. The cost for

printing and delivery of the tickets was \$84.22.

Raffle Quilt 2024 - New York

Beauty, Denise Gies Designer - The committee has met by Zoom and a group went to Nancy Tubbs to pick out fabric. She graciously donated \$209 worth of beautiful batiks and luscious deep grunge for the background. Block kits will be worked on after the Super Sale and handed out at the October meeting. At the September meeting, Sandy Murphy will share a sample block that she made, and Evelyn will be collecting batik fat quarters from members who would like to donate.

Retreats, Barbara Mason, Traci

Kienberger - The NWQ Fall Retreat is scheduled for October 13 – 16, 2022 with 26 retreaters registered so far. Beginning September 1, nonmembers are also eligible to attend. Barbara and Traci are making final plans this month for the retreat. There are two ways to register. First, you can fill out the registration form that appeared in the *Patchword*, and either give it to Barbara or Traci at the next meeting or mail it to Barbara. Second, you can register online on the NWQ website. Either way, we encourage members to enroll soon.

UFOs, Denise Gies - Denise sent out a reminder that she doesn't plan on doing this for 2023 with all her other commitments to the guild. It is fun and easy with no set rules or guidelines. Hopefully someone else will take over.

Old Business -

Super Sale, Denise Gies - Denise updated the board on the status of the Super Sale. More volunteers and tables are needed. Details regarding parking, pricing, publicity, concession stands, storage unit, and signs were shared. Robbie at Save Stores paid for 4 booths and power and donated an additional \$500 as sponsor. An additional \$300 has been sold for vendor spots. Income from Robbie and vendors is \$1040 so far. Rent is \$2500. There is still room for more vendors.

New Business

Facebook Business Page, Jane

Ratcliff - Jane brought up discontinuing the page. It currently has 52 members and very little postings. After discussion, it was decided members would be reminded of the page and we will revisit discontinuing it at a later date.

Membership Guide and Roster

Postage Increase, Mary Fitzgibbons - Mary reported that \$1.50 no longer covers the cost of mailing the Guides due to postage increases. She made a motion to increase the fee for mailing to \$2.50 starting next year. Sandy Murphy seconded it. It passed unanimously.

Projector Setup, Denise Gies - Denise currently sets up the projector for the general meetings. If there is someone else interested in doing that, please let Denise know.

The meeting was adjourned at 7:45 pm.


Respectfully submitted,
Jean Morado, Secretary

BOARD MEETING MINUTES - (continued)

Challenge Quilt Project 2023!

Each year members of NWQuilters are challenged to create a quilt to be displayed at the annual quilt show and be voted on by members of the guild. The Challenge includes the size of the quilt and any specifics to meet the entry requirements. For the 2023 quilt show the Challenge theme and requirements will be announced at the NWQuilters meeting on the evening of Monday, October 10. Entry forms and written guidelines will be distributed at that time. If you are unable to attend that

meeting, please request an entry form by emailing or calling Melody Burchyski: sewingmelody@gmail.com or 503-635-0837. Entry forms will also be available at the November NWQ meeting.



Quilters' Horoscope

Libra - September 23 to October 23

Easygoing and sociable Libras are great fun to have in patchwork and quilting classes and workshops. They enjoy helping others and never turn down a request to lend a hand to pin a quilt top. Friends are very important to Libra, and they don't mind sharing their stash or tools. Unfortunately, helpful Libra rarely will ask for help. They think that if they wait long enough for a problem to go away it will. Thus, they end up with unfinished quilts when they do run into difficulty. Instead of finding a solution for the glitch they put it aside and move on to another project. They believe that they will be able to return to the project later and the predicament will have fixed itself. Funnily this sometimes works. You will find that a quilt designed by a Libra is always perfectly balanced.

Northwest Quilters, Inc FY 2022 Financial Overview Report

Northwest Quilters Patchword Report - September 2022

Budget Heading	Actual			Budget			More/-Less
	In	Out	Net	In	Out	Net	
Administration	\$97.87	-\$1,739.95	-\$1,642.08	\$35.00	-\$5,501.88	-\$5,466.88	\$3,824.80
Member Programs	\$9,184.80	-\$3,945.00	\$5,239.80	\$11,125.00	-\$3,795.00	\$7,330.00	-\$2,090.20
Workshops	-	-	-	-	-\$5,000.00	-\$5,000.00	\$5,000.00
Retreats	\$7,293.00	-\$6,200.32	\$1,092.68	\$16,900.00	-\$16,050.00	\$850.00	\$242.68
Quilt Show	-	-\$115.00	-\$115.00	\$31,050.00	-\$25,250.00	\$5,800.00	-\$5,915.00
Raffle Quilt	-	-\$25.49	-\$25.49	\$2,000.00	-\$325.00	\$1,675.00	-\$1,700.49
Comforting Quilts	\$50.00	-\$1,673.75	-\$1,623.75	-	-\$7,000.00	-\$7,000.00	\$5,376.25
Community Outreach	-	-	-	-	-\$500.00	-\$500.00	\$500.00
Total	\$16,625.67	-\$13,699.51	\$2,926.16	\$61,110.00	-\$63,421.88	-\$2,311.88	\$5,238.04

Successful Super Sale!

We had approximately 200 shoppers attend our sale on Sept 17. It was a great day for bargain shopping! We made a profit of approximately \$1,500.00!

But truly the best outcome of the planning and preparation was the ability for our members to get to know each other better while busily preparing on set up day and helping customers on Saturday! We also had 8 new members and a renewal join our ranks, in thanks to all the friendly NWQ faces that interacted with our shoppers and Mary Fitzgibbons and Tracey Dunlap at our Membership Table!

We also had a chance to introduce our beautiful 2023 Raffle Quilt, “**Moonlight Rose**” to the public and the selling of tickets to the public commenced.

And to let our guests know that we are truly quilters, three of our newer members planned and put together a “Jelly Roll” booth to celebrate National Sew a Jelly Roll Day. The booth had lots of folks who were interested in the process of working with jelly rolls. Thanks to Mary Picucci, Virginia Janzig, and Rita Buckley! It is wonderful to have new members come up with great ideas!

A special thank you to everyone who helped to make this event a successful one! We would not have been able to pull this off without the sponsorship of **Save Stores!** Robbie not only helped with the rent of the venue but loaned us eleven 8 ft tables. Montavilla Sewing Centers also loaned us thirteen 8 ft tables!

The *I-volunteer* website seemed like it was intuitive for everyone who signed up, which was a test run heading into our quilt show in March. We had a total of 52 volunteers (out of 200 possible members) who worked collectively for more than 350 hours and loaned us over 115 items we needed such as tables, chairs, bathroom scales, rolling wagons and hand trucks. It really does take a village!

Speaking of bathroom scales... mine didn't make it home with me. It is a smaller, round digital scale with a glass step on plate. If you grabbed it to make sure it found its home, give me a call! It may have found its way into one of the boxes being donated to the veterans, so if that's the case I'm good with that. Just thought someone might have picked it up and safely stowed it for its owner.

Super Sale New Member News

New Member Gift Basket at the Super Sale was won by Lorri Manson! Congrats to Lorri – and she's a brand-new quilter. We hope it helps with your quilting journey.

Increase in Mailing the Membership Guide and Roster:

Due to rising cost of supplies and postage, the Board regrets to inform you that next year, we will have to charge \$2.50 to members who wish to have their rosters mailed to them.

Please welcome our newest business member:

Looped Quilting Studio
Chris Batten
571 SE Gaitgill Ct
Portland OR 97267
(541) 602-4223
loopedquilting@gmail.com
www.loopedquilting.com



October Throwback Big Happy Chicken

This chicken is a fun block super easy to piece, plus it looks very cute.

Fabric choices: Background - white on white
 Chicken - prints that are black and white only
 Comb - red
 Beak - yellow or orange

A - chicken fabric:

10" x 10" cut 1

3" x 3" cut 1

B - background:

10" x 3" cut 2

15" x 3" cut 2

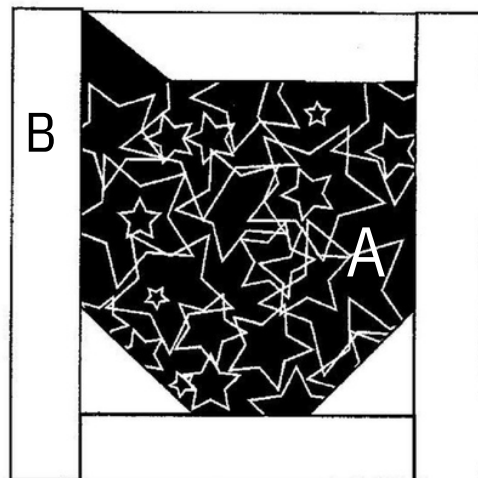
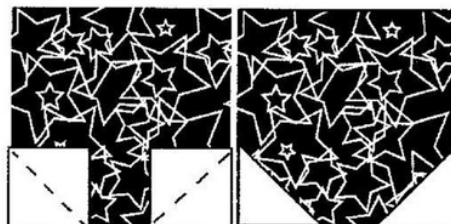
3" x 3" cut 2

C - comb

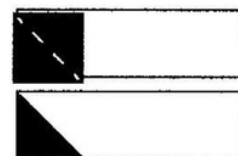
5" x 3" cut 2

D - beak

3" x 3" cut 2



Start with the 10" A square right up. Draw a diagonal line corner to corner on the wrong side of the two B squares. Place one square on the A big square, right sides together (RST). Sew on the line. Trim 1/4" from the seam line. Press open. Repeat on the opposite side.




Make comb and beak

With RST draw comb template onto red fabric. Sew around drawn line. Turn right side out and press.

With RST draw beak template onto yellow fabric. Sew around drawn line. Turn right side out and press.

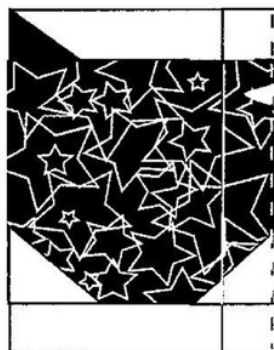
Tail strip. Draw a diagonal line on the small A chicken square. Place square RST on one end of B 10" x 3" rectangle. Sew on the line. Trim 1/4" from the seam line. Press open.



Now assemble the chicken. Align the comb raw edges matching to raw edge of chicken A square approx. 1/2" from right side. Place tail strip RST on chicken, making sure comb is sandwiched in between. Sew, press.

Now sew the other 10" x 3" rectangle to bottom of chicken.

Place beak approx. 1/2" down from top right side of chicken. Place 15" x 3" over top, RST and sew 1/4" seam. Make sure that beak is sandwiched in between chicken and background strip.



Add second background strip to left side of chicken. Sew, press.

Your chicken is finished!

Unfinished measures 15" x 15"

Right Sides Together = RST

If you have any questions call or text Liz Hinze at 503 522-9867

BLOCK OF THE MONTH - November Pumpkin

Due Date: November 14th meeting

Bring your completed block(s) to the November meeting, or if you won't be attending the meeting, email a picture of completed block(s) to hinzeliz@yahoo.com by the Sunday prior to the meeting.

Fabric choices:

Background - Light color

Pumpkin - Oranges & Golds

Stem - Green

A) Green stem 2 1/2 square Cut 1

B) Background 2 1/2 by 4 1/2 Cut 2

C) Background flip corners 2 1/2 square Cut 4

D) Orange 2 1/2 by 10 1/2, all different colors Cut 4

Assemble:

Draw diagonal lines on all the 2 1/2 inch background squares (C)

Sew all the orange strips together.

Sew background squares on diagonal lines at top and bottom of the pumpkin D unit


Next, sew B background to either side of stem A (B-A Unit)

Sew B-A stem unit to D-C pumpkin unit

Your pumpkin is finished!

Finished block is 10 inches square.

Call me Liz Hinze if have any questions 503-522-9867 (call or text) or email me at: hinzeliz@yahoo.com

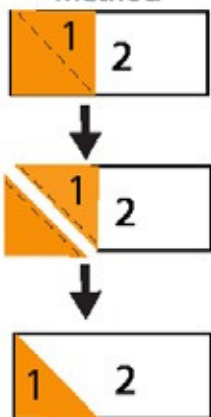


Quilters abbreviations:

RST = Right Sides Together

HST = Half Square Triangle

Flip and Turn
Method



Basic Information about the Block of the Month Program:

If you choose to participate, make the block as described in the *Patchword*.

Send a picture of your completed block or blocks to Liz Hinz via email or text or bring it to our in-person meeting October 10. Your name will be put in a drawing - you will have one chance for every block you make. The winner is chosen during the general meeting. After the meeting, the other participants are instructed to send their blocks to the winner. The winner gets to use the blocks to create something wonderful!

NWQ BUSINESS MEMBERS - Fabric Stores and Services

Boersma's Sewing Center, Inc

Long Arm Quilting Machines, Sewing
Machines, Fabrics, and Notions

Mon-Fri 9:00 am – 6:00 pm, Sat 9:00 am –
5:00 pm

203 NE 3rd St, McMinnville, OR 97128-7397

(503) 472-4611, Toll Free 800-822-7397

jack@boersmas.com

www.boersmas.com

Blue Heron Quilts

Home-Based: Fabric, Notions, Patterns, Books, Kits -
by Appt Only

14420 NE Alton Ct

Portland, OR 97230

5039643488

blueheronquilts@aol.com

SAVE Stores

Bernina, Brother, Baby Lock, Janome, Handi Quilter
and Artistic Sewing Machines

open: Mon-Sat 10:00 to 5:00

844-276-3286

www.savestores.com

Portland

6701 SE Foster Rd, Portland, OR 97206

503-775-7283, Toll Free 844-276-3286

savestores@gmail.com

Montavilla Sewing Centers - 5 locations

Retail Sewing Machines, Sewing Furniture,
Sewing Machine Repair, Classes

Mon-Sat 10:00 am-5:00 pm

Portland

8326 SE Stark St, Portland OR 97216-0487

503-254-7317

Portland Event Center

2nd floor, Milwaukie Mill End Store

9701 SE McLoughlin Blvd, Portland OR 97222

Special Events Only

Beaverton in Mill End Store,

4955 SW Western Ave, Beaverton 97005

503-646-3000

Gresham

971 Kelly Ave, Gresham 97030

503-661-2102

Lake Oswego

429 1st St., Lake Oswego, Portland 97034

503-635-1353



NWQ BUSINESS MEMBERS - Long Arm Quilting Providers

CYB Designs Longarm Studio


Longarm Quilting
By Appointment
1511 D St NE
Salem OR 97301 503-
559-8946
www.CYBDesigns.com

Dancing Cat Design

Quilting Classes/Lectures, Quilt & Embroidery
patterns and pattern documenting services
By Appointment
PO Box 261, Oregon City, OR 97045-0016
(503) 631-8806
Helene.m.knott@gmail.com
www.heleneknott.com

Just Quilting - A Modern Longarm Studio

Longarm Quilting M-F 9-5
2738 SE 15th Ave, Portland OR
97202 503-234-0403
nancy@justquiltingpdx.com
justquiltingpdx.com



Marie's Custom Quilting

Longarm Quilter and Teacher
By Appointment
59 NE 3rd St
Gresham OR 97030
503-481-5117
marieanderson0@hotmail.com
www.mariescustomquilting.com

Moravec Family Quilting

Longarm Quilter
Tues – Sat 10-6
5288 SE El Centro Way
Milwaukie OR 97267
(319) 830-6911
jeanettemoravec@mac.com

Looped Quilter - Longarm Quilting Studio

Chris Batten
loopedquilting.com
5711 SE Gaitgill Ct
Portland, Or 97267
loopedquilting@gmail.com
541-602-4223

Fall Retreat - October 13 - 16

NWQ Fall Retreat

Our guild will be holding our fall retreat October 13 -16 at Camp Tilikum near Newberg. We have a good mix of returning retreaters, new retreaters, and nonmembers signed up for this event. We are looking forward to making new friends, renewing old friendships, eating lots of good food, playing challenging games, winning prizes, and quilting, quilting, quilting. As of this writing we

have a few more spaces available. If you would like to join us for some fun days, please contact either Barbara Mason (760) 977-1128 or Traci Kienberger (503) 312-6777 or register online at the NWQ website ASAP. The deadline for registration is October 1, 2022.

If you can't make this retreat, please check out the dates for our spring and summer retreats.

2023 Spring Retreat – March 26 – 29.
2023 Summer Retreat – June 25 – 28.

(Note the change of month as Camp Tilikum has a scheduled family camp on our usual July dates.)

Barbara Mason



BUSINESS OF THE MONTH - Dancing Cats Design

Our Business of the Month for October is Helene Knott of “Dancing Cats Design”. For those of you who have been around the local quilting scene for more than a minute, you are probably familiar with her work, but for those of you who are newer to Northwest Quilters, let me introduce her. Helene has been a member of Northwest Quilters since 1992. As a teacher and past president, she is a true gem amongst our membership.

Helene has always been drawn to artistic pursuits since childhood, using a variety of mediums including drawing, painting, metalsmithing, stained glass and embroidery. She began quilting as an artistic form in the 1970s when quilting was in its renaissance and transitioning to an accepted art form. After moving to Oregon in 1991, she began her journey of designing and teaching.


She is a self-taught quilter who has a wonderful eye for color and design. She is an award-winning fiber artist who loves to share her knowledge and fabric experiences with others. She never hesitates to share her skills with others and was nominated for Teacher of the Year in 2006. You can currently find her teaching locally at

Sharon’s Attic in Aloha, Cedar Ridge in Oregon City, and at various Montavilla Sewing Center locations. Helene is very eclectic in the styles of work that she uses in her projects and the patterns that she designs. Landscapes and folk-art are prevalent but she also embraces many cultures in her work. She uses a wide variety of techniques. She is proficient in piecing, hand embroidery, various applique techniques, machine quilting on your domestic machine, and embellishments. You can follow Helene-
Instagram: <https://www.instagram.com/kittystomp/>
Facebook: <https://www.facebook.com/helene.knott>
Pinterest: <https://www.pinterest.com/kittystomp/>
Website: www.heleneknott.com
Email: helene.m.knott@gmail.com

This month, Helene is offering an opportunity to have a personal, 1-day, one-on-one class with Helene as our Business of the Month Raffle!

You can meet either in your own home, virtually, or in a mutually agreed upon location. Topic or project to be decided by YOU!

Would you like to try a new technique that you want to learn? Discover color relationships? Get help with a UFO that has stalled and needs skills or fresh eyes to move forward? You can choose one of the classes in her class list from her website or a project you would like her help with. (Approx. 5-6 hours with a lunch break) \$150 retail value. We will draw one winner from a total of 250 tickets. Drawing will take place during our October general meeting at 8:30 pm.





NorthwestQuilters, Inc.
PO Box 82158
Portland, OR 97282

BOARD MEETING

Monday, October 3, 6:30pm; opens 6:20pm

Virtual Meeting

link found on Members Only webpage

GENERAL MEETING

Monday, October 10, 7:00pm (opens at 6:30pm)

In-person & Virtual Meeting

Immanuel Lutheran Church

7810 SE 15th Ave, Portland, OR

or find link on Members Only webpage

COMFORTING QUILTS

Oct. 5, Nov. 9, 9:30-2:00pm Workdays

Mill End Store - Upstairs

9701 McLoughlin Blvd., Milwaukie OR



Thank You!

If you have been working on doll quilts for Toy and Joys for Comforting Quilts, they need to be turned in soon.